

Personal Income by State and Region, Second Quarter 1998

By Duke Tran

The quarterly estimates of State personal income are prepared by the Regional Economic Measurement Division.

IN THE second quarter of 1998, U.S. personal income increased \$78.0 billion, or 1.1 percent (table A).¹ By region, the largest increase was in the Southeast, which accounted for 22 percent of the growth (chart 1). This increase was largely accounted for by Florida, Georgia, Virginia, and North Carolina. By State, California accounted for the largest share (16 percent) of the increase in U.S. personal income.

By type of income, most of the increase in U.S. personal income was accounted for by a \$62.1 billion increase in net earnings.² Dividends, interest, and rent increased \$9.1 billion, and transfer payments increased \$6.8 billion.

U.S. earnings by place of work increased \$66.3 billion (table B). Earnings increased in all the industries except manufacturing; the largest increases were in services (\$27.6 billion) and finance, insurance, and real estate (\$10.7 billion). The decline in manufacturing earnings partly reflected the effects of a strike in the motor vehicle industry.

Table 1 at the end of this article presents the quarterly estimates of personal income for each State and region, beginning with the first quarter of 1995. Table 2 presents the quarterly estimates of personal income by major source and of earnings by Standard Industrial Classification division, beginning with the first quarter of 1997.

1. This estimate of personal income for the Nation is derived as the sum of the State estimates; it differs from the estimate of personal income in the national income and product accounts (NIPAs) because of differences in coverage, in the methodologies used to prepare the estimates, and in the timing of the availability of source data. For a detailed description of the differences, see the box "Relation of Personal Income in the National Income and Product Accounts (NIPAs) and in the State Personal Income Series" in Wallace K. Bailey, "State Personal Income, Revised Estimates for 1982-97," SURVEY OF CURRENT BUSINESS 78 (October 1998): 21.

2. Net earnings are by place of residence and are calculated as earnings by place of work less personal contributions for social insurance plus an adjustment that converts these earnings to a place-of-residence basis. Earnings by place of work is the sum of wage and salary disbursements (payrolls), other labor income, and proprietors' income.

Net earnings is often used to analyze changes in the composition of personal income; earnings by place of work is often used to analyze changes in the industrial structure of earnings. For the definitions of the components of earnings, see U.S. Department of Commerce, Bureau of Economic Analysis, *State Personal Income, 1929-93* (Washington, DC: U.S. Government Printing Office, 1995), or go to BEA's Web site at <www.bea.doc.gov/bea/mp.htm>, and look under Regional programs for State Personal Income, 1929-93.

The quarterly estimates of State personal income have been revised back to the first quarter of 1982 to incorporate the results of the annual revision of the State estimates that were presented in the October 1998 SURVEY OF CURRENT BUSINESS.³

Growth rates by type of income, by industry, and by region

The second-quarter growth in personal income of 1.1 percent was smaller than the 1.4-percent growth rate in the first quarter.⁴ By type of income, growth decelerated in transfer payments (from 1.6 percent to 0.6 percent) and in net earnings (from 1.7 percent to 1.3 percent); growth accelerated in dividends, interest, and rent (from 0.3 percent to 0.8 percent). In the first quarter, transfer payments had been boosted by cost-of-living adjustments to benefits under social

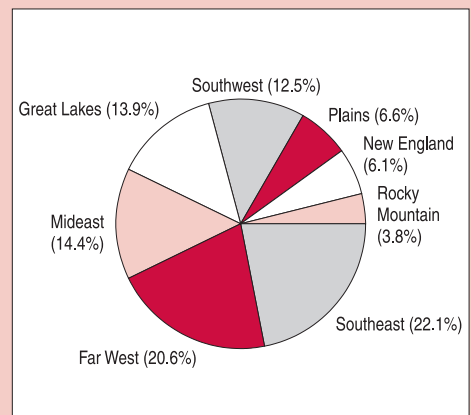
3. See Bailey, "State Personal Income," 20-41.

4. In this article, the percent changes are expressed at quarterly rates.

CHART 1

Regional Shares of the U.S. Dollar Change in Personal Income, 1998:I-1998:II

(U.S. dollar change=\$78 billion)



U.S. Department of Commerce, Bureau of Economic Analysis

security and other Federal retirement and income support programs.

By industry, growth in earnings by place of work decelerated in the second quarter in all the industries except farms and retail trade.

By region, the deceleration in personal income growth was widespread: Personal income grew more slowly in all the regions except New England. In all these regions, growth decelerated in transfer payments and, except in the Plains and Southeast, in net earnings. In New England, personal income grew 1.1 percent after growing 0.5 percent; growth accelerated in net earnings and in dividends, interest, and rent.

Growth rates by State

In the second quarter, the growth rates in personal income in all the States and the District of Columbia exceeded the 0.2-percent increase in the prices paid by U.S. consumers (as measured by the price index for personal consumption expenditures).

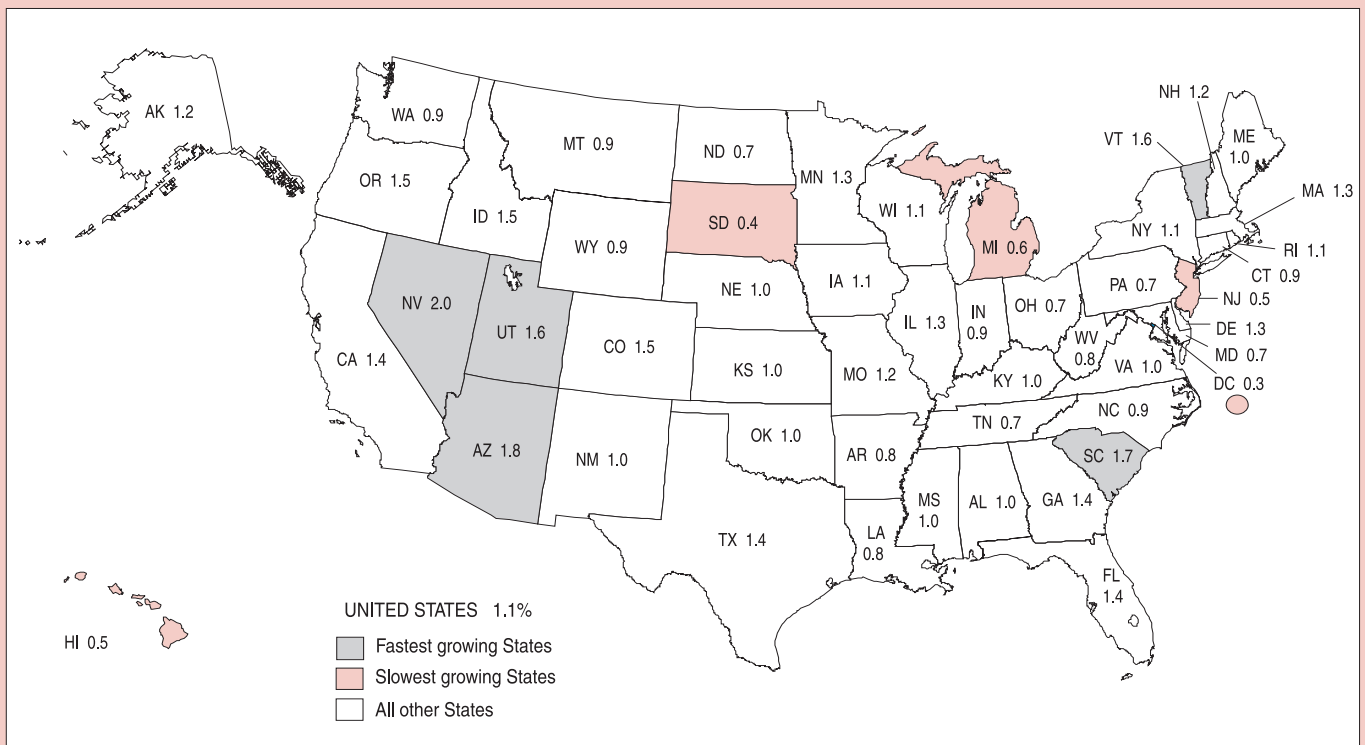
The States with the fastest rates of growth in personal income were Nevada (2.0 percent), Ari-

zona (1.8 percent), South Carolina (1.7 percent), Utah (1.6 percent), and Vermont (1.6 percent) (chart 2). By type of income, net earnings accounted for most of the personal income growth in all these States, but transfer payments and dividends, interest, and rent also contributed (table A). By industry, earnings in services was the major contributor to growth in earnings by place of work in all these States (tables C and D). In Nevada, earnings in construction, retail trade, and government also contributed substantially; the rapid growth in construction earnings reflected new construction of hotels and casinos. In Arizona, earnings in government and in finance, insurance, and real estate also contributed substantially; in South Carolina, earnings in manufacturing, retail trade, and government; and in Utah and Vermont, earnings in manufacturing and construction. In Utah, the rapid growth in construction earnings reflected new road construction.

The States with the slowest rates of growth in personal income were South Dakota (0.4 percent), Hawaii (0.5 percent), New Jersey (0.5

CHART 2

Personal Income: Percent Change, 1998:I-1998:II



percent), and Michigan (0.6 percent). By industry, the growth in earnings in all these States was slowed by declines in manufacturing earnings. In South Dakota, the decline in manufacturing earnings mainly reflected a stepdown in lump-sum payments from a high level in the first quarter, and in Michigan, it mainly reflected the effects of a strike in the motor vehicle industry in the second quarter. In South Dakota, a de-

cline in earnings in farms also contributed to the slow growth in earnings. In Hawaii, declines in earnings in government, construction, and transportation and public utilities also contributed. In New Jersey, a decline in earnings in finance, insurance, and real estate, mainly reflecting a stepdown in lump-sum payments from a high level in the first quarter of 1998, also contributed.


Tables A through D and 1 and 2 follow. 

Table A.—Personal Income by Component, 1998:I-1998:II

[Seasonally adjusted]

	Percent change ¹				Percent change in personal income ¹	Contribution to percent change in personal income (percentage points)			Dollar change (millions)			
	Personal income	Net earnings by place of residence ²	Dividends, interest, and rent	Transfer payments		Net earnings by place of residence ²	Dividends, interest, and rent	Transfer payments	Personal income	Net earnings by place of residence ²	Dividends, interest, and rent	Transfer payments
United States	1.1	1.3	0.8	0.6	1.1	0.9	0.1	0.1	77,986	62,053	9,137	6,796
New England	1.1	1.4	.8	.4	1.1	.9	.1	.1	4,786	3,920	588	278
Connecticut9	1.0	.7	.4	.9	.7	.1	.1	1,035	806	168	61
Maine	1.0	1.4	.6	.4	1.0	.8	.1	.1	282	232	29	21
Massachusetts	1.3	1.6	.9	.5	1.3	1.1	.2	.1	2,569	2,113	300	156
New Hampshire	1.2	1.4	.7	.5	1.2	1.0	.1	.1	396	330	45	22
Rhode Island	1.1	1.5	.5	.2	1.1	1.0	.1	0	286	252	23	11
Vermont	1.6	2.1	.8	.4	1.6	1.3	.2	.1	217	187	23	8
Mideast8	1.0	.6	.5	.8	.6	.1	.1	11,253	8,640	1,406	1,206
Delaware	1.3	1.6	.7	.7	1.3	1.1	.1	.1	278	230	28	20
District of Columbia3	.4	.4	.3	.3	.2	.1	.1	66	43	11	12
Maryland7	.8	.7	.6	.7	.5	.1	.1	1,100	784	179	138
New Jersey5	.5	.6	.4	.5	.3	.1	.1	1,291	847	301	143
New York	1.1	1.4	.6	.5	1.1	.9	.1	.1	6,256	5,134	568	555
Pennsylvania7	.8	.6	.6	.7	.5	.1	.1	2,262	1,602	320	340
Great Lakes9	1.1	.8	.4	.9	.8	.1	.1	10,809	8,585	1,459	765
Illinois	1.3	1.6	.8	.5	1.3	1.1	.1	.1	4,422	3,694	481	247
Indiana9	1.1	.8	.5	.9	.7	.1	.1	1,329	1,046	171	112
Michigan6	.7	.8	.2	.6	.5	.1	0	1,587	1,170	325	91
Ohio7	.8	.7	.5	.7	.5	.1	.1	2,054	1,515	300	239
Wisconsin	1.1	1.3	.8	.4	1.1	.9	.1	.1	1,418	1,160	182	76
Plains	1.1	1.4	.7	.5	1.1	.9	.1	.1	5,159	4,277	546	337
Iowa	1.1	1.3	.5	.5	1.1	.9	.1	.1	708	598	62	48
Kansas	1.0	1.2	.9	.3	1.0	.8	.2	.1	640	501	107	33
Minnesota	1.3	1.6	.7	.2	1.3	1.1	.1	0	1,655	1,472	143	40
Missouri	1.2	1.5	.7	.7	1.2	1.0	.1	.1	1,600	1,276	167	158
Nebraska	1.0	1.2	.4	.7	1.0	.8	.1	.1	398	325	32	40
North Dakota7	1.0	.7	0	.7	.6	.1	0	98	82	16	1
South Dakota4	.2	.7	.6	.4	.1	.1	.1	60	23	20	17
Southeast	1.1	1.3	.8	.7	1.1	.9	.1	.1	17,205	13,159	2,112	1,934
Alabama	1.0	1.0	.9	.7	1.0	.7	.1	.2	872	620	114	138
Arkansas8	.8	.9	.6	.8	.5	.1	.1	404	269	69	67
Florida	1.4	2.0	.7	.8	1.4	1.1	.2	.1	5,287	4,152	586	548
Georgia	1.4	1.6	1.0	.6	1.4	1.1	.1	.1	2,567	2,125	278	165
Kentucky	1.0	1.1	.8	.8	1.0	.7	.1	.2	819	588	102	130
Louisiana8	.9	.8	.6	.8	.6	.1	.1	760	530	108	122
Mississippi	1.0	1.1	.9	.7	1.0	.7	.1	.2	503	359	57	87
North Carolina9	1.0	1.1	.7	.9	.7	.2	.1	1,655	1,172	275	208
South Carolina	1.7	2.1	.9	.7	1.7	1.4	.1	.1	1,326	1,109	106	110
Tennessee7	.7	1.0	.7	.7	.5	.1	.1	937	617	164	156
Virginia	1.0	1.1	.7	.6	1.0	.8	.1	.1	1,799	1,409	223	166
West Virginia8	1.0	.6	.4	.8	.6	.1	.1	276	209	30	37
Southwest	1.4	1.6	.9	.9	1.4	1.1	.1	.1	9,712	7,896	862	954
Arizona	1.8	2.2	1.1	1.0	1.8	1.5	.2	.2	1,914	1,554	185	174
New Mexico	1.0	1.1	.8	.9	1.0	.7	.1	.2	336	231	44	61
Oklahoma	1.0	1.2	.8	.6	1.0	.8	.1	.1	690	523	80	87
Texas	1.4	1.6	.8	.9	1.4	1.2	.1	.1	6,773	5,588	554	631
Rocky Mountain	1.4	1.7	1.0	.6	1.4	1.2	.2	.1	2,978	2,457	339	182
Colorado	1.5	1.8	1.0	.6	1.5	1.2	.2	.1	1,650	1,371	191	88
Idaho	1.5	1.8	1.0	.6	1.5	1.2	.2	.1	378	312	42	24
Montana9	1.1	.7	.5	.9	.6	.1	.1	157	115	23	19
Utah	1.6	1.9	1.1	.7	1.6	1.4	.1	.1	690	588	62	40
Wyoming9	1.0	.8	.6	.9	.6	.2	.1	102	72	19	11
Far West	1.3	1.6	.9	.6	1.3	1.1	.2	.1	16,083	13,118	1,825	1,140
Alaska	1.2	1.3	.8	1.2	1.2	.9	.1	.2	187	136	15	36
California	1.4	1.7	.8	.6	1.4	1.2	.1	.1	12,362	10,286	1,284	791
Hawaii5	.3	.8	.8	.5	.2	.1	.1	144	62	41	41
Nevada	2.0	2.3	1.4	.9	2.0	1.6	.2	.1	916	750	112	55
Oregon	1.5	1.8	1.0	.8	1.5	1.2	.2	.1	1,167	928	140	100
Washington9	.9	.9	.5	.9	.6	.2	.1	1,307	957	233	117

1. Percent changes are expressed at quarterly rates and are calculated from unrounded data.

2. Net earnings by place of residence is earnings by place of work—the sum of wage and salary disbursements (payrolls), other labor income, and proprietors' income—less personal contributions for social insurance plus an ad-

justment to convert earnings by place of work to a place-of-residence basis.

NOTE.—Estimates may not add to totals because of rounding.

Table B.—Earnings by Place of Work: Dollar Change by Industry Group, 1998:I-1998:II

[Millions of dollars, seasonally adjusted]

	Earnings by place of work ¹	Private goods-producing industries				Private services-producing industries						Government
		Total ²	Farms	Construction	Manufacturing	Total	Transportation and public utilities	Wholesale trade	Retail trade	Finance, insurance, and real estate	Services	
United States	66,278	6,573	995	5,321	-46	52,958	1,206	5,033	8,458	10,688	27,574	6,747
New England	4,074	341	26	98	163	3,378	-318	283	392	830	2,193	355
Connecticut	748	146	8	-40	162	561	-426	112	47	333	495	41
Maine	246	24	0	4	14	213	13	17	39	46	97	9
Massachusetts	2,333	52	14	16	-1	2,100	84	110	209	348	1,350	181
New Hampshire	292	7	1	25	-24	224	4	32	50	43	96	61
Rhode Island	251	24	1	56	-36	168	6	5	24	44	88	60
Vermont	203	87	2	38	48	113	1	7	22	16	67	3
Mideast	9,166	-13	61	491	-669	8,544	-88	815	1,357	1,708	4,753	635
Delaware	289	59	6	-31	82	196	2	1	17	92	83	34
District of Columbia	-61	14	0	-6	13	-100	-26	3	8	30	-115	25
Maryland	819	78	16	-168	215	675	9	27	92	201	347	66
New Jersey	422	-255	6	15	-299	599	75	244	305	-1,200	1,175	77
New York	6,003	164	12	387	-276	5,414	-74	368	517	2,134	2,469	425
Pennsylvania	1,695	-73	22	294	-403	1,761	-75	171	418	451	794	7
Great Lakes	9,084	-307	-81	914	-1,204	8,168	94	911	1,403	1,581	4,179	1,223
Illinois	3,967	770	-34	143	632	2,897	170	299	372	668	1,388	299
Indiana	1,074	-5	-11	27	-20	891	-31	97	183	142	500	188
Michigan	1,228	-807	20	264	-1,109	1,767	25	207	398	232	904	269
Ohio	1,618	-373	-37	342	-689	1,704	-69	203	293	362	915	286
Wisconsin	1,197	108	-19	139	-18	909	0	104	157	176	472	181
Plains	4,676	554	-113	403	224	3,599	86	386	659	757	1,711	523
Iowa	654	70	-93	126	25	519	48	62	86	93	231	65
Kansas	496	-13	49	76	-140	466	22	23	113	70	238	44
Minnesota	1,611	276	-30	119	179	1,215	3	116	167	258	672	119
Missouri	1,443	219	-23	99	129	939	10	160	201	213	355	284
Nebraska	355	94	28	-55	109	255	0	10	50	81	115	6
North Dakota	89	37	2	30	6	63	1	0	8	13	41	-11
South Dakota	27	-129	-46	7	-84	141	3	16	34	28	61	15
Southeast	14,150	1,297	532	1,414	-706	11,566	279	964	1,765	2,101	6,457	1,288
Alabama	641	50	72	128	-145	530	-15	44	131	106	264	61
Arkansas	271	158	92	87	-30	49	27	33	-243	50	182	64
Florida	4,449	592	70	301	153	3,660	68	261	524	697	2,110	197
Georgia	2,263	579	179	125	241	1,467	74	115	272	351	655	217
Kentucky	643	-19	14	92	-114	657	58	45	115	78	360	5
Louisiana	560	-138	9	116	-184	622	67	53	105	73	324	76
Mississippi	384	51	15	32	7	252	1	43	53	40	116	81
North Carolina	1,243	-223	75	88	-408	1,321	-55	127	201	256	792	145
South Carolina	1,206	336	-6	132	200	705	32	79	180	123	291	166
Tennessee	641	-163	11	151	-337	595	-13	26	197	98	285	210
Virginia	1,632	23	-1	170	-163	1,595	51	134	198	213	999	14
West Virginia	217	50	2	-8	74	114	-15	4	31	17	78	52
Southwest	8,444	1,002	38	758	383	6,518	642	548	901	1,137	3,290	924
Arizona	1,662	207	58	65	92	1,098	35	81	153	243	586	357
New Mexico	246	-24	-29	42	-35	229	21	16	60	27	105	41
Oklahoma	561	-36	-61	46	4	526	39	22	83	66	315	71
Texas	5,974	854	70	605	322	4,664	547	429	605	801	2,283	455
Rocky Mountain	2,625	692	85	60	535	1,685	71	121	345	293	855	248
Colorado	1,464	257	23	-5	226	1,104	67	103	199	176	558	103
Idaho	336	182	26	-20	162	135	-9	2	50	38	54	19
Montana	123	10	25	-22	7	81	-15	5	22	16	54	32
Utah	626	217	5	85	138	324	29	9	62	56	167	84
Wyoming	75	26	7	23	1	40	-1	0	12	6	22	9
Far West	14,059	3,007	446	1,183	1,229	9,500	439	1,006	1,635	2,282	4,137	1,552
Alaska	157	-7	0	25	-32	143	38	2	31	20	52	22
California	11,019	1,467	371	805	167	8,349	302	766	1,124	1,808	4,349	1,204
Hawaii	63	-36	6	-6	-38	120	-26	3	14	28	100	-21
Nevada	815	198	2	141	65	518	20	12	96	87	303	100
Oregon	1,044	339	21	17	286	606	50	72	122	106	256	98
Washington	960	1,046	45	201	781	-236	55	151	248	234	-923	150

1. Earnings by place of work is the sum of wage and salary disbursements (payrolls), other labor income, and proprietors' income.

2. Also includes mining and agricultural services, forestry, and fishing.

NOTE.—Estimates may not add to totals because of rounding.

Table C.—Earnings by Place of Work: Percent Change by Industry Group, 1998:I-1998:II

[Seasonally adjusted at quarterly rates]

	Earnings by place of work ¹	Private goods-producing industries				Private services-producing industries						Government
		Total ²	Farms	Construction	Manufacturing	Total	Transportation and public utilities	Wholesale trade	Retail trade	Finance, insurance, and real estate	Services	
United States	1.3	0.5	2.5	1.8	0	1.8	0.4	1.6	1.9	2.5	1.9	0.9
New England	1.4	.5	5.1	.7	.3	1.8	-1.9	1.5	1.5	2.7	2.3	1.0
Connecticut9	.7	6.0	-1.0	1.0	1.1	-9.0	2.0	.7	2.9	2.0	.5
Maine	1.4	.5	.2	.4	.4	2.0	1.2	1.8	1.8	3.7	1.9	.3
Massachusetts	1.6	.2	9.4	.2	0	2.2	1.1	1.1	1.7	2.4	2.7	1.1
New Hampshire	1.3	.1	2.4	1.8	-5	1.7	.3	2.0	2.0	2.7	1.6	2.6
Rhode Island	1.5	.6	3.0	6.7	-1.2	1.7	.7	.7	1.6	3.4	1.6	2.2
Vermont	2.1	3.0	2.2	5.3	2.4	2.2	.2	1.4	2.2	3.1	2.5	.2
Mideast	1.7	0	4.5	1.1	-5	1.4	-1	1.4	1.9	1.3	1.6	.4
Delaware	1.0	1.0	8.4	-2.6	1.8	2.1	.3	.2	1.2	3.8	2.1	1.7
District of Columbia	-2	.8	-1.4	1.3	-5	-1.8	1.0	.9	1.5	-8	.2
Maryland9	.5	8.0	-2.6	2.4	1.2	.2	.5	1.0	2.7	1.1	.3
New Jersey2	-7	3.0	.2	-1.1	.5	.5	1.5	2.1	-6.8	2.1	.3
New York	1.5	.2	3.5	2.5	-6	1.9	-3	1.6	1.9	2.6	1.9	.8
Pennsylvania8	-1	3.8	2.5	-9	1.4	-5	1.4	2.1	2.6	1.2	0
Great Lakes	1.1	-1	-1.8	1.9	-5	1.8	.2	1.6	1.9	2.6	2.0	1.2
Illinois	1.6	1.2	-2.2	1.1	1.3	1.9	.9	1.6	1.9	2.6	1.9	1.0
Indiana	1.0	0	-1.1	.4	-1	1.8	-5	1.7	1.9	2.4	2.3	1.6
Michigan7	-1.1	3.7	2.7	-1.9	1.9	.3	1.7	2.5	2.3	2.0	1.1
Ohio8	-5	-2.7	3.0	-1.3	1.6	-6	1.5	1.5	2.7	1.8	1.1
Wisconsin	1.3	.3	-26.1	2.4	-1	2.0	0	1.8	1.9	2.9	2.2	1.5
Plains	1.4	.6	-1.5	1.9	.3	1.9	.3	1.6	2.1	3.0	2.0	1.1
Iowa	1.4	.4	-3.9	4.3	.2	2.1	1.6	1.9	1.9	2.7	2.2	.9
Kansas	1.1	-1	4.3	2.7	-1.6	1.9	.6	.7	2.5	2.6	2.2	.6
Minnesota	1.6	1.0	-3.2	2.0	.9	2.1	0	1.5	1.9	3.1	2.6	1.0
Missouri	1.5	.8	-2.3	1.6	.7	1.7	.1	2.5	2.2	2.9	1.4	2.2
Nebraska	1.2	1.2	2.2	-3.0	2.6	1.5	0	.5	1.8	3.8	1.5	.1
North Dakota9	1.9	1.1	4.2	.7	1.1	.1	0	.9	2.5	1.6	-6
South Dakota2	-3.7	-5.9	1.0	-5.0	2.3	.4	2.3	2.7	3.8	2.1	.8
Southeast	1.3	.5	4.9	2.1	-4	1.9	.4	1.5	1.6	2.9	2.2	.7
Alabama	1.0	.3	9.1	3.2	-1.1	1.6	-4	1.2	2.1	2.8	1.7	.5
Arkansas8	1.3	7.0	4.1	-4	.3	.9	1.8	-5.7	2.8	2.4	1.2
Florida	2.0	1.5	4.2	2.1	.8	2.4	.5	1.8	2.0	3.3	2.7	.6
Georgia	1.6	1.7	10.7	1.5	1.1	1.7	.6	.9	2.1	3.3	1.8	1.0
Kentucky	1.1	-1	1.3	2.6	-9	2.2	1.3	1.4	1.9	2.7	2.7	.1
Louisiana9	-8	2.0	2.3	-2.1	1.8	1.3	1.5	1.7	2.3	1.9	.7
Mississippi	1.1	.5	2.5	1.4	.1	1.5	0	2.5	1.5	2.6	1.4	1.2
North Carolina9	-5	3.3	1.0	-1.3	2.0	-7	1.6	1.6	3.1	2.6	.7
South Carolina	2.2	1.8	-1.5	3.4	1.5	2.6	1.0	2.7	2.9	4.0	2.4	1.7
Tennessee7	-6	4.1	2.6	-1.7	1.1	-2	.4	2.0	1.7	1.1	1.8
Virginia	1.3	.1	-2	2.2	-1.0	2.1	.6	1.9	1.8	2.3	2.6	.1
West Virginia	1.0	.8	-6	2.2	1.0	-9	.4	1.4	1.9	1.4	1.3
Southwest	1.6	.7	.9	2.3	.5	2.2	1.5	1.6	1.8	3.1	2.4	1.2
Arizona	2.2	1.2	10.6	1.2	.9	2.4	.8	1.7	1.9	3.7	2.7	3.3
New Mexico	1.0	-5	-7.4	2.5	-1.8	1.8	1.4	1.6	2.2	2.3	1.6	.7
Oklahoma	1.2	-3	-7.1	2.1	.1	2.1	1.0	1.0	1.8	2.8	2.8	.8
Texas	1.6	.8	2.9	2.6	.5	2.1	1.6	1.7	1.8	3.0	2.3	.9
Rocky Mountain	1.7	1.8	4.4	.5	2.8	1.8	.5	1.4	2.2	2.6	2.0	1.0
Colorado	1.8	1.4	3.7	.1	2.3	2.1	.8	2.1	2.5	2.6	2.3	.9
Idaho	1.9	3.1	3.8	-1.3	5.1	1.4	-7	.2	2.6	4.1	1.3	.6
Montana	1.1	.4	7.2	-2.1	.8	1.2	-1.7	.8	1.5	2.4	1.7	1.4
Utah	1.9	2.6	2.7	3.1	2.8	1.6	1.2	.5	1.7	2.3	1.8	1.5
Wyoming	1.0	1.1	6.8	3.6	.3	1.2	-1	.2	1.5	1.9	1.6	.6
Far West	1.6	1.5	5.6	2.3	.9	1.8	.8	1.9	2.0	3.3	1.5	1.2
Alaska	1.3	-3	3.7	2.5	-5.1	2.4	2.8	.6	2.6	4.1	2.0	.6
California	1.7	1.0	6.1	2.4	.2	2.1	.7	1.9	2.0	3.3	2.1	1.3
Hawaii3	-1.4	3.7	.4	-4.6	.9	-1.4	.4	.5	1.6	1.5	-4
Nevada	2.4	2.9	4.4	3.5	3.9	2.2	1.0	.8	2.8	3.5	2.1	2.3
Oregon	1.8	2.0	3.5	.4	2.5	1.8	1.4	1.6	1.9	2.7	1.7	1.2
Washington9	3.8	4.2	2.9	4.2	-4	.7	2.2	2.4	-2.8	1.2	.8

1. Earnings by place of work is the sum of wage and salary disbursements (payrolls), other labor income, and proprietors' income.

2. Also includes mining and agricultural services, forestry, and fishing.

NOTE.—Percent changes are calculated from unrounded data.

Table D.—Earnings by Place of Work: Contribution to Percent Change by Industry Group, 1998:I-1998:II

[Seasonally adjusted]

	Percent change in earnings by place of work ¹	Percentage points										
		Private goods-producing industries				Private services-producing industries						Government
		Total ²	Farms	Construction	Manufacturing	Total	Transportation and public utilities	Wholesale trade	Retail trade	Finance, insurance, and real estate	Services	
United States	1.3	0.1	0	0.1	0	1.1	0	0.1	0.2	0.2	0.5	0.1
New England	1.4	.1	0	0	.1	1.2	-.1	.1	.1	.3	.7	.1
Connecticut9	.2	0	0	.2	.7	-.5	.1	.1	.4	.6	0
Maine	1.4	.1	0	0	.1	1.2	.1	.1	.2	.3	.5	.1
Massachusetts	1.6	0	0	0	0	1.5	.1	.1	.1	.2	.9	.1
New Hampshire	1.3	0	0	.1	-.1	1.0	0	.1	.2	.2	.4	.3
Rhode Island	1.5	.1	0	.3	-.2	1.0	0	0	.1	.3	.5	.4
Vermont	2.1	.9	0	.4	.5	1.2	0	.1	.2	.2	.7	0
Mideast	1.0	0	0	.1	-.1	.9	0	.1	.1	.2	.5	.1
Delaware	1.7	.3	0	-.2	.5	1.1	0	0	.1	.5	.5	.2
District of Columbia	-.2	0	0	0	0	-.3	-.1	0	0	.1	-.3	.1
Maryland9	.1	0	-.2	.2	.7	0	0	.1	.2	.4	.1
New Jersey2	-.1	0	0	-.2	.3	0	.1	.2	-.7	.7	0
New York	1.5	0	0	.1	-.1	1.3	0	.1	.1	.5	.6	.1
Pennsylvania8	0	0	.1	-.2	.8	0	.1	.2	.2	.4	0
Great Lakes	1.1	0	0	.1	-.1	1.0	0	.1	.2	.2	.5	.1
Illinois	1.6	.3	0	.1	-.3	1.2	.1	.1	.1	.3	.6	.1
Indiana	1.0	0	0	0	0	.9	0	.1	.2	.1	.5	.2
Michigan7	-.4	0	.1	-.6	.9	0	.1	.2	.1	.5	.1
Ohio8	-.2	0	.2	-.3	.8	0	.1	.1	.2	.5	.1
Wisconsin	1.3	.1	0	.2	0	1.0	0	.1	.2	.2	.5	.2
Plains	1.4	.2	0	.1	-.1	1.1	0	.1	.2	.2	.5	.2
Iowa	1.4	.1	-.2	.3	.1	1.1	.1	.1	.2	.2	.5	.1
Kansas	1.1	0	.1	.2	-.3	1.0	0	.1	.3	.2	.5	.1
Minnesota	1.6	.3	0	.1	.2	1.2	0	.1	.2	.3	.7	.1
Missouri	1.5	.2	0	.1	.1	1.0	0	.2	.2	.2	.4	.3
Nebraska	1.2	.3	.1	-.2	.4	.9	0	0	.2	.3	.4	0
North Dakota9	.4	0	.3	.1	.7	0	0	.1	.1	.4	-.1
South Dakota2	-.1	-.4	.1	-.7	1.2	0	.1	.3	.2	.5	.1
Southeast	1.3	.1	.1	.1	-.1	1.1	0	.1	.2	.2	.6	.1
Alabama	1.0	.1	.1	.2	-.2	.8	0	.1	.2	.2	.4	.1
Arkansas8	.4	.3	.2	-.1	.1	.1	.1	-.7	.1	.5	.2
Florida	2.0	.3	0	.1	.1	1.6	0	.1	.2	.3	.9	.1
Georgia	1.6	.4	.1	.1	.2	1.0	.1	.1	.2	.2	.5	.2
Kentucky	1.1	0	0	.2	-.2	1.1	.1	.1	.2	.1	.6	0
Louisiana9	-.2	0	.2	-.3	1.0	.1	.1	.2	.1	.5	.1
Mississippi	1.1	.1	0	.1	0	.7	0	.1	.2	.1	.3	.2
North Carolina9	-.2	.1	.1	-.3	1.0	0	.1	.2	.2	.6	.1
South Carolina	2.2	.6	0	.2	.4	1.3	.1	.1	.3	.2	.5	.3
Tennessee7	-.2	0	.2	-.4	.6	0	0	.2	.1	.3	.2
Virginia	1.3	0	0	.1	-.1	1.2	0	.1	.2	.2	.8	0
West Virginia	1.0	.2	0	.3	.5	-.1	0	.1	.1	.4	.2
Southwest	1.6	.2	0	.1	.1	1.3	.1	.1	.2	.2	.6	.2
Arizona	2.2	.3	.1	.1	.1	1.5	0	.1	.2	.3	.8	.5
New Mexico	1.0	-.1	-.1	.2	-.1	1.0	.1	.1	.3	.1	.4	.2
Oklahoma	1.2	-.1	-.1	.1	0	1.1	.1	0	.2	.1	.7	.2
Texas	1.6	.2	0	.2	.1	1.3	.1	.1	.2	.2	.6	.1
Rocky Mountain	1.7	.4	.1	0	.3	1.1	0	.1	.2	.2	.6	.2
Colorado	1.8	.3	0	0	.3	1.3	.1	.1	.2	.2	.7	.1
Idaho	1.9	1.0	.1	-.1	.9	.7	-.1	0	.3	.2	.3	.1
Montana	1.1	.1	.2	-.2	.1	.7	-.1	0	.2	.1	.5	.3
Utah	1.9	.6	0	.3	.4	1.0	.1	0	.2	.2	.5	.2
Wyoming	1.0	.3	.1	.3	0	.5	0	0	.2	.1	.3	.1
Far West	1.6	.3	.1	.1	-.1	1.1	0	.1	.2	.3	.5	.2
Alaska	1.3	-.1	0	.2	-.3	1.1	.3	0	.2	.2	.4	.2
California	1.7	.2	.1	.1	0	1.3	0	.1	.2	.3	.7	.2
Hawaii3	-.2	0	0	-.2	.5	-.1	0	.1	.1	.5	-.1
Nevada	2.4	.6	0	.4	.2	1.5	.1	0	.3	.2	.9	.3
Oregon	1.8	.6	0	0	.5	1.0	.1	.1	.2	.2	.4	.2
Washington9	.9	0	.2	.7	-.2	0	.1	.2	.2	-.8	.1

1. Earnings by place of work is the sum of wage and salary disbursements (payrolls), other labor income, and proprietors' income. Percent changes are expressed at quarterly rates and are calculated from unrounded data.

2. Also includes mining and agricultural services, forestry, and fishing. NOTE.—Estimates may not add to totals because of rounding.

Table 2.—Personal Income by Major Source

[Millions of dollars, seasonally]

Line	Item	United States						New England					
		1997				1998		1997				1998	
		I ^r	II ^r	III ^r	IV ^r	I ^r	II ^p	I ^r	II ^r	III ^r	IV ^r	I ^r	II ^p
Income by Place of Residence													
1	Personal income (lines 4-11)	6,652,349	6,729,607	6,807,743	6,893,137	6,992,622	7,070,608	400,057	404,197	408,687	416,018	418,025	422,811
2	Nonfarm personal income	6,606,242	6,682,096	6,761,224	6,850,451	6,953,573	7,030,564	399,481	403,586	408,055	415,444	417,511	422,271
3	Farm income (line 17)	46,108	47,510	46,519	42,687	39,049	40,044	575	611	632	574	514	540
Derivation of Personal Income													
4	Earnings by place of work (lines 12-16 or 17-34)	4,717,528	4,786,270	4,855,971	4,936,687	5,021,193	5,087,471	277,890	281,354	285,001	292,076	292,911	296,986
5	Less: Personal contributions for social insurance ²	319,056	323,224	327,692	333,088	340,434	344,592	18,097	18,313	18,538	19,012	19,102	19,353
6	Plus: Adjustment for residence ³	-3,694	-3,776	-3,852	-3,925	-4,031	-4,098	5,541	5,515	5,656	5,731	5,792	5,899
7	Equals: Net earnings by place of residence	4,394,777	4,459,271	4,524,427	4,599,673	4,676,728	4,738,781	265,333	268,556	272,119	278,796	279,602	283,522
8	Plus: Dividends, interest, and rent ⁴	1,157,256	1,163,612	1,169,428	1,173,016	1,176,971	1,186,108	73,912	74,197	74,469	74,643	74,892	75,480
9	Plus: Transfer payments	1,100,316	1,106,724	1,113,868	1,120,448	1,138,923	1,145,719	60,812	61,444	62,098	62,580	63,531	63,809
10	State unemployment insurance benefits	20,448	19,444	19,172	18,944	19,195	19,183	1,494	1,398	1,377	1,336	1,373	1,309
11	Transfers excluding State unemployment insurance benefits	1,079,868	1,087,280	1,094,716	1,101,504	1,119,728	1,126,536	59,318	60,046	60,721	61,243	62,158	62,500
Earnings by Place of Work													
Components of earnings:													
12	Wage and salary disbursements	3,793,352	3,850,864	3,911,348	3,985,992	4,058,597	4,114,394	225,469	228,512	231,690	238,107	238,386	241,887
13	Other labor income	389,432	391,312	393,340	396,764	402,519	405,438	23,141	23,131	23,143	23,496	23,485	23,666
14	Proprietors' income ⁵	534,744	544,094	551,283	553,931	560,077	567,639	29,280	29,710	30,169	30,473	31,041	31,432
15	Farm proprietors' income	30,648	32,018	31,051	27,291	23,262	23,618	221	257	280	225	156	168
16	Nonfarm proprietors' income	504,096	512,076	520,232	526,640	536,815	544,021	29,059	29,453	29,889	30,248	30,884	31,264
Earnings by Industry													
17	Farm	46,108	47,510	46,519	42,687	39,049	40,044	575	611	632	574	514	540
18	Nonfarm	4,671,420	4,738,760	4,809,452	4,894,000	4,982,144	5,047,427	277,315	280,743	284,369	291,502	292,397	296,445
19	Private	3,963,644	4,026,308	4,091,856	4,171,680	4,251,317	4,309,853	243,895	247,080	250,449	257,280	258,529	262,222
20	Agricultural services, forestry, fishing, and other ⁶	28,996	29,920	30,848	31,208	32,006	33,012	1,499	1,537	1,595	1,617	1,703	1,757
21	Mining	41,620	42,232	42,832	43,748	44,095	43,391	225	233	236	242	244	244
22	Construction	268,364	272,492	275,820	282,400	290,434	295,755	13,740	13,720	13,932	14,397	14,919	15,016
23	Manufacturing	835,404	847,236	859,788	881,272	891,712	891,666	52,216	52,830	53,830	55,456	54,808	54,971
24	Durable goods	511,392	520,296	529,200	545,140	551,776	549,561	35,082	35,671	36,498	37,804	37,080	37,219
25	Nondurable goods	324,012	326,940	330,588	336,132	339,935	342,105	17,135	17,158	17,333	17,652	17,727	17,752
26	Transportation and public utilities	321,328	327,072	334,120	339,984	343,500	344,706	14,907	15,314	15,484	15,948	16,468	16,150
27	Wholesale trade	297,152	302,776	307,672	313,892	319,498	324,531	17,803	18,319	18,527	19,022	19,354	19,636
28	Retail trade	432,060	435,356	441,152	448,384	455,939	464,397	24,719	24,867	25,207	26,080	25,749	26,141
29	Finance, insurance, and real estate	400,736	406,528	415,356	423,048	435,477	446,165	28,869	28,990	29,208	29,468	30,656	31,485
30	Services	1,337,984	1,362,696	1,384,268	1,407,744	1,438,657	1,466,231	89,917	91,270	92,450	95,050	94,629	96,821
31	Government and government enterprises	707,776	712,452	717,596	722,320	730,827	737,574	33,420	33,663	33,920	34,222	33,868	34,224
32	Federal, civilian	135,264	134,600	133,684	133,544	135,582	136,216	5,519	5,465	5,414	5,437	5,481	5,528
33	Military	47,832	47,528	47,652	47,424	48,081	47,517	1,256	1,254	1,244	1,223	1,204	1,196
34	State and local	524,680	530,324	536,260	541,352	547,164	553,842	26,644	26,943	27,262	27,562	27,183	27,499

See footnotes at end of table.

and Earnings by Industry, 1997:I-1998:II
 [adjusted at annual rates]

Connecticut				Maine								Massachusetts								Line			
1997				1998				1997				1998				1997				1998			
I ^r	II ^r	III ^r	IV ^r	I ^r	II ^p	I ^r	II ^r	III ^r	IV ^r	I ^r	II ^p	I ^r	II ^r	III ^r	IV ^r	I ^r	II ^p						
115,568	116,716	117,801	120,173	121,364	122,398	26,860	27,117	27,250	27,718	27,662	27,944	187,434	189,401	191,843	194,783	195,514	198,083						
115,413	116,549	117,627	120,017	121,224	122,251	26,794	27,051	27,187	27,660	27,601	27,883	187,607	189,216	191,645	194,603	195,366	197,921						
155	166	173	157	139	148	66	66	62	58	61	61	168	185	198	180	148	162						
78,278	79,314	80,081	82,384	83,267	84,016	17,648	17,848	17,915	18,359	18,178	18,425	136,643	138,045	140,230	143,079	143,279	145,612						
5,020	5,077	5,118	5,266	5,335	5,377	1,261	1,275	1,278	1,310	1,298	1,315	8,502	8,595	8,738	8,924	8,956	9,098						
4,864	4,831	4,970	5,022	5,057	5,156	228	237	251	261	260	263	-3,339	-3,350	-3,412	-3,448	-3,440	-3,518						
78,122	79,068	79,933	82,139	82,988	83,795	16,615	16,810	16,888	17,309	17,140	17,373	124,801	126,100	128,080	130,706	130,883	132,996						
22,207	22,273	22,338	22,381	22,451	22,619	4,699	4,712	4,725	4,734	4,744	4,774	34,073	34,237	34,391	34,485	34,618	34,919						
15,240	15,375	15,529	15,653	15,924	15,965	5,546	5,594	5,637	5,675	5,777	5,797	28,730	29,064	29,372	29,592	30,013	30,169						
383	347	339	332	344	308	116	110	100	95	104	90	740	719	701	674	694	700						
14,857	15,028	15,190	15,321	15,580	15,677	5,431	5,485	5,537	5,580	5,673	5,707	27,990	28,345	28,671	28,919	29,319	29,469						
63,219	64,092	64,738	66,790	67,419	68,044	14,058	14,245	14,306	14,708	14,514	14,728	111,677	112,937	114,855	117,487	117,473	119,512						
6,587	6,593	6,573	6,706	6,780	6,791	1,526	1,522	1,502	1,524	1,499	1,512	11,215	11,186	11,233	11,341	11,308	11,427						
8,471	8,628	8,770	8,887	9,068	9,180	2,063	2,081	2,107	2,127	2,166	2,184	13,751	13,922	14,142	14,251	14,498	14,673						
59	70	77	61	42	46	-10	-10	-13	-17	-16	-19	72	89	102	85	51	61						
8,413	8,558	8,693	8,826	9,026	9,134	2,074	2,091	2,120	2,144	2,182	2,203	13,679	13,833	14,040	14,165	14,447	14,612						
155	166	173	157	139	148	66	66	62	58	61	61	168	185	198	180	148	162						
78,122	79,147	79,908	82,227	83,128	83,868	17,582	17,782	17,853	18,301	18,118	18,364	136,475	137,860	140,032	142,899	143,131	145,450						
69,426	70,412	70,953	73,412	74,589	75,287	14,656	14,856	14,939	15,339	15,221	15,458	121,028	122,286	124,367	126,970	127,195	129,333						
396	404	423	432	465	481	167	175	183	185	195	201	668	681	702	708	732	754						
99	101	101	103	109	110	5	5	5	5	6	6	71	75	78	79	78	78						
3,690	3,706	3,725	3,873	3,952	3,911	1,210	1,155	1,138	1,130	1,160	1,164	6,288	6,254	6,444	6,672	6,912	6,928						
16,082	16,362	16,421	16,929	16,940	17,102	3,324	3,351	3,329	3,451	3,298	3,312	23,202	23,423	24,215	24,799	24,493	24,493						
11,309	11,524	11,542	12,009	11,833	11,971	1,626	1,633	1,602	1,675	1,597	1,614	15,564	15,800	16,474	16,880	16,548	16,521						
4,773	4,838	4,878	4,928	5,107	5,130	1,698	1,718	1,727	1,776	1,701	1,699	7,638	7,622	7,741	7,919	7,948	7,972						
4,052	4,063	4,185	4,269	4,755	4,329	1,037	1,072	1,071	1,094	1,143	1,156	7,271	7,574	7,591	7,678	7,827	7,911						
5,039	5,376	5,309	5,570	5,631	5,743	934	958	973	1,006	950	967	9,158	9,263	9,387	9,551	9,929	10,039						
6,145	6,143	6,216	6,508	6,346	6,393	2,109	2,125	2,162	2,198	2,203	2,242	11,632	11,694	11,836	12,238	12,084	12,293						
10,418	10,319	10,337	10,807	11,422	11,755	1,137	1,167	1,161	1,189	1,257	1,303	14,321	14,371	14,559	14,111	14,605	14,952						
23,504	23,938	24,237	24,921	24,968	25,462	4,733	4,847	4,916	5,082	5,010	5,107	48,437	48,950	49,565	50,935	50,535	51,885						
8,636	8,735	8,955	8,815	8,539	8,581	2,926	2,926	2,914	2,962	2,897	2,906	15,447	15,574	15,656	15,929	15,936	16,117						
1,087	1,059	1,035	1,029	1,032	1,040	614	603	597	601	602	605	2,666	2,656	2,632	2,651	2,675	2,698						
386	388	388	374	356	349	207	203	203	204	202	202	347	346	346	342	340	343						
7,223	7,288	7,534	7,412	7,151	7,191	2,106	2,119	2,115	2,157	2,092	2,099	12,434	12,572	12,687	12,936	12,921	13,079						

Vermont				Midwest								Delaware								Line			
1997				1998				1997				1998				1997				1998			
I ^r	II ^r	III ^r	IV ^r	I ^r	II ^p	I ^r	II ^r	III ^r	IV ^r	I ^r	II ^p	I ^r	II ^r	III ^r	IV ^r	I ^r	II ^p						
13,368	13,465	13,527	13,869	13,931	14,148	1,286,623	1,294,001	1,307,359	1,325,111	1,338,687	1,349,940	20,461	20,535	20,984	21,253	21,571	21,849						
13,257	13,350	13,407	13,761	13,831	14,046	1,285,141	1,292,500	1,305,850	1,323,707	1,337,325	1,348,517	20,368	20,444	20,890	21,177	21,500	21,772						
111	115	119	107	100	102	1,482	1,501	1,509	1,403	1,362	1,423	93	91	94	76	71	77						
9,117	9,189	9,217	9,564	9,585	9,789	904,991	911,119	923,974	941,320	951,981	961,147	15,923	15,986	16,536	16,834	17,130	17,419						
626	630	632	658	660	674	60,630	60,924	61,721	62,859	63,786	64,317	995	1,001	1,036	1,056	1,079	1,098						
76	81	92	93	88	85	-12,744	-12,614	-12,911	-12,888	-13,107	-13,101	-1,240	-1,243	-1,322	-1,347	-1,380	-1,420						
8,567	8,640	8,678	8,999	9,014	9,200	831,617	837,562	849,343	865,573	875,088	883,728	13,688	13,743	14,377	14,431	14,671	14,701						
2,882	2,890	2,697	2,702	2,713	2,736	230,661	231,373	232,058	232,513	233,099	234,505	3,873	3,889	3,905	3,915	3,927	3,955						
2,119	2,136	2,151	2,167	2,204	2,212	224,345	225,046	225,958	227,025	230,500	231,707	2,900	2,903	2,902	2,907	2,973	2,993						
52	50	47	47	49	44	4,992	4,746	4,634	4,636	4,572	4,456	70	68	60	53	66	65						
2,067	2,086	2,104	2,120	2,154	2,167	219,353	220,299	221,324	222,389	225,929	227,251	2,830	2,835	2,843	2,854	2,908	2,928						
7,194	7,251	7,270	7,585	7,581	7,748	733,908	739,387	750,769	766,663	775,047	782,746	12,548	12,629	13,093	13,370	13,608	13,864						
797	791	783	808	808	822	73,149	72,844	73,129	73,857	74,469	74,708	1,415	1,405	1,445	1,457	1,482	1,503						
1,126	1,146	1,164	1,172	1,196	1,219	97,933	98,888	100,075	100,800	102,465	103,692	1,961	1,953	1,999	2,007	2,040	2,051						
63	67	72	60	51	51	342	359	371	276	206	221	65	62	66	48	42	47						
1,063	1,079	1,092	1,112	1,145	1,167	97,591	98,530	99,705	100,524	102,259	103,471	1,896	1,890	1,933	1,959	1,999	2,004						
111	115	119	107	100	102	1,482	1,501	1,509	1,403	1,362	1,423	93	91	94	76	71	77						
9,006	9,074	9,098	9,457	9,486	9,687	903,508	909,618	922,465	939,916	950,619	959,724	15,830	15,896	16,442	16,758	17,059	17,342						
7,990	7,894	7,728	7,995	8,078	8,276	764,381	767,611	780,968	797,202	807,333	815,803	13,866	13,940	14,462	14,775	15,019	15,268						
58	59	61	62	68	69	3,811	3,839	3,971	4,136	4,173	4,287	64	66	68	70	72	75						
21	23	23	24	23	21	2,112	2,186	2,228	2,256	2,226	2,216	8	9	9	9	9	9						
617	625	627	655	707	745	41,182	41,162	41,291	42,278	43,761	44,252	1,207	1,090	1,141	1,153	1,218	1,187						
1,894	1,870	1,877	1,950	2,021	2,098	129,886	131,034	132,110	135,930	137,267	136,598	4,316	4,189	4,398	4,376	4,476	4,558						
1,381	1,358	1,356	1,418	1,498	1,531	65,101	65,438	65,536	67,958	68,418	67,312	859	823	923	968	989	991						
513	512	520	532	523	539	64,786	65,596	66,574	67,972	68,849	69,286	3,458	3,267	3,476	3,408	3,488	3,567						
515	527	534	547	564	565	58,265	59,470	60,954	61,818	61,715	61,628	696	710	733	758	785	788						
462	466	476	467	462	468	54,774	55,623	56,362	57,481	58,324	59,138	607	616	624	649	637	638						
974	984	997	1,013	1,005	1,027	69,501	69,768	70,590	71,951	72,263	73,620	1,340	1,332	1,355	1,375	1,383	1,400						
498	519	519	535	522	538	121,867	118,34																

Table 2.—Personal Income by Major Source

[Millions of dollars, seasonally]

Line	Item	District of Columbia						Maryland					
		1997				1998		1997				1998	
		I ^r	II ^r	III ^r	IV ^r	I ^r	II ^p	I ^r	II ^r	III ^r	IV ^r	I ^r	II ^p
Income by Place of Residence													
1	Personal income (lines 4-11)	18,518	18,556	18,785	18,810	19,109	19,174	143,530	145,008	146,626	149,076	150,167	151,267
2	Nonfarm personal income	18,518	18,556	18,785	18,810	19,109	19,174	143,297	144,773	146,388	148,859	149,964	151,048
3	Farm income (line 17)	0	0	0	0	0	0	234	235	238	216	203	219
Derivation of Personal Income													
4	Earnings by place of work (lines 12-16 or 17-34)	34,810	34,600	35,318	35,079	36,070	36,009	89,519	90,843	91,829	94,311	94,529	95,348
5	Less: Personal contributions for social insurance ²	2,250	2,235	2,285	2,266	2,341	2,332	6,117	6,200	6,258	6,425	6,458	6,506
6	Plus: Adjustment for residence ³	-21,097	-20,896	-21,355	-21,132	-21,795	-21,699	13,880	13,754	14,081	13,958	14,458	14,471
7	Equals: Net earnings by place of residence	11,464	11,470	11,678	11,681	11,935	11,978	97,282	98,398	99,652	101,844	102,530	103,313
8	Plus: Dividends, interest, and rent ⁴	3,157	3,139	3,125	3,118	3,120	3,131	25,174	25,284	25,388	25,455	25,528	25,707
9	Plus: Transfer payments	3,897	3,947	3,982	4,010	4,054	4,065	21,075	21,326	21,586	21,776	22,109	22,247
10	State unemployment insurance benefits	69	73	67	64	64	64	344	332	346	343	328	335
11	Transfers excluding State unemployment insurance benefits	3,828	3,874	3,915	3,946	3,990	4,006	20,731	20,994	21,240	21,433	21,782	21,912
Earnings by Place of Work													
Components of earnings:													
12	Wage and salary disbursements	29,929	29,734	30,397	30,192	31,074	31,008	74,489	75,667	76,531	78,784	78,883	79,592
13	Other labor income	2,642	2,601	2,632	2,582	2,658	2,639	7,010	7,036	7,036	7,178	7,166	7,199
14	Proprietors' income ⁵	2,240	2,265	2,289	2,304	2,338	2,362	8,020	8,140	8,262	8,349	8,480	8,557
15	Farm proprietors' income	0	0	0	0	0	0	119	120	123	103	87	98
16	Nonfarm proprietors' income	2,240	2,265	2,289	2,304	2,338	2,362	7,901	8,019	8,138	8,246	8,393	8,459
Earnings by Industry													
17	Farm	0	0	0	0	0	0	234	235	238	216	203	219
18	Nonfarm	34,810	34,600	35,318	35,079	36,070	36,009	89,285	90,608	91,591	94,095	94,327	95,129
19	Private	20,762	20,492	21,039	20,951	21,755	21,668	70,359	71,339	72,246	74,628	74,668	75,405
20	Agricultural services, forestry, fishing, and other ⁶	331	298	339	424	312	319	500	507	516	535	544	559
21	Mining	17	13	18	18	15	15	80	82	80	82	91	90
22	Construction	412	400	426	428	408	403	6,194	6,219	6,206	6,343	6,469	6,301
23	Manufacturing	953	957	989	961	998	1,010	8,163	8,240	8,376	8,934	9,154	9,369
24	Durable goods	126	107	115	124	129	120	4,381	4,430	4,544	4,970	5,095	5,265
25	Nondurable goods	827	849	874	837	869	890	3,782	3,810	3,832	3,964	4,059	4,104
26	Transportation and public utilities	1,357	1,302	1,332	1,396	1,451	1,426	5,172	5,237	5,320	5,460	5,407	5,416
27	Wholesale trade	309	289	323	324	320	323	5,023	5,126	5,230	5,330	5,332	5,359
28	Retail trade	883	868	869	850	882	889	8,573	8,557	8,672	8,897	8,927	9,019
29	Finance, insurance, and real estate	1,971	1,970	2,039	2,014	2,033	2,063	7,119	7,309	7,432	7,936	7,348	7,549
30	Services	14,530	14,395	14,705	14,536	15,335	15,220	29,534	30,061	30,413	31,111	31,396	31,742
31	Government and government enterprises	14,049	14,109	14,278	14,127	14,316	14,341	18,927	19,270	19,345	19,468	19,658	19,724
32	Federal, civilian	11,476	11,559	11,635	11,579	11,702	11,705	7,809	7,897	7,932	7,948	8,160	8,145
33	Military	727	726	727	733	742	739	1,328	1,357	1,357	1,354	1,377	1,353
34	State and local	1,846	1,824	1,916	1,816	1,871	1,897	9,789	10,016	10,056	10,165	10,122	10,226
Great Lakes													
Income by Place of Residence													
1	Personal income (lines 4-11)	1,089,826	1,102,775	1,112,544	1,128,280	1,144,562	1,155,371	325,755	330,778	333,773	338,659	342,221	346,643
2	Nonfarm personal income	1,084,513	1,097,258	1,107,270	1,123,201	1,140,079	1,150,969	323,903	328,873	331,896	336,957	340,644	345,100
3	Farm income (line 17)	5,313	5,517	5,274	5,079	4,483	4,402	1,852	1,905	1,877	1,701	1,577	1,543
Derivation of Personal Income													
4	Earnings by place of work (lines 12-16 or 17-34)	782,786	794,891	803,523	818,925	833,310	842,394	235,642	240,570	243,224	248,082	250,965	254,932
5	Less: Personal contributions for social insurance ²	52,481	53,231	53,795	54,804	56,045	56,614	15,229	15,543	15,716	16,043	16,300	16,549
6	Plus: Adjustment for residence ³	3,059	3,086	3,120	3,156	3,195	3,265	-525	-590	-603	-633	-634	-657
7	Equals: Net earnings by place of residence	733,364	744,746	752,848	767,277	780,459	789,045	219,888	224,437	226,905	231,406	234,031	237,725
8	Plus: Dividends, interest, and rent ⁴	186,341	186,863	187,370	187,689	188,333	189,792	59,628	59,894	60,142	60,293	60,503	60,984
9	Plus: Transfer payments	170,121	171,167	172,326	173,314	175,769	176,534	46,239	46,447	46,726	46,960	47,687	47,934
10	State unemployment insurance benefits	3,694	3,477	3,413	3,356	3,379	3,235	1,224	1,154	1,152	1,124	1,124	1,100
11	Transfers excluding State unemployment insurance benefits	166,427	167,689	168,913	169,959	172,391	173,299	45,015	45,293	45,575	45,836	46,563	46,834
Earnings by Place of Work													
Components of earnings:													
12	Wage and salary disbursements	644,713	654,841	662,547	676,402	689,136	697,208	190,418	194,669	197,099	201,656	204,113	207,549
13	Other labor income	68,512	69,434	69,932	70,957	72,036	72,323	19,976	20,245	20,284	20,547	20,656	20,894
14	Proprietors' income ⁵	69,560	70,617	71,044	71,565	72,138	72,863	25,248	25,656	25,841	25,880	26,195	26,488
15	Farm proprietors' income	3,461	3,668	3,422	3,213	2,570	2,411	1,524	1,576	1,546	1,370	1,237	1,189
16	Nonfarm proprietors' income	66,099	66,948	67,622	68,352	69,569	70,452	23,724	24,080	24,295	24,510	24,958	25,299
Earnings by Industry													
17	Farm	5,313	5,517	5,274	5,079	4,483	4,402	1,852	1,905	1,877	1,701	1,577	1,543
18	Nonfarm	777,473	789,374	798,249	813,846	828,827	837,992	233,790	238,665	241,348	246,381	249,387	253,388
19	Private	677,638	689,187	696,975	711,826	725,085	733,027	204,649	209,192	211,712	216,506	219,325	223,027
20	Agricultural services, forestry, fishing, and other ⁶	3,541	3,654	3,753	3,826	3,905	4,032	1,081	1,116	1,142	1,170	1,196	1,233
21	Mining	2,472	2,546	2,473	2,566	2,553	2,490	747	751	713	731	689	681
22	Construction	44,439	45,361	45,187	46,559	47,558	48,473	12,873	13,320	12,915	13,503	13,464	13,607
23	Manufacturing	206,573	209,143	211,527	217,062	220,607	219,403	45,871	47,195	48,435	49,632	49,207	49,839
24	Durable goods	143,089	145,029	146,846	151,243	152,723	150,714	27,678	28,683	29,564	30,340	29,677	29,963
25	Nondurable goods	63,485	64,114	64,681	65,818	67,884	68,689	18,193	18,512	18,871	19,292	19,530	19,876
26	Transportation and public utilities	47,114	48,355	49,056	49,948	49,835	49,929	17,044	17,676	17,948	18,399	17,974	18,144
27	Wholesale trade	51,393	52,243	52,879	54,133	55,474	56,385	16,964	17,243	17,339	17,802	18,432	18,731
28	Retail trade	68,943	69,299	70,211	71,462	72,783	74,186	19,323	19,948	19,712	19,867	20,061	20,433
29	Finance, insurance, and real estate	56,038	57,879	58,275	59,225	61,295	62,875	23,229	23,842	24,036	24,540	25,521	26,190
30	Services	197,124	200,707	203,613	207,046	211,075	215,254	67,517	68,702	69,481	70,863	72,781	74,169
31	Government and government enterprises	99,835	100,188	101,274	102,020	103,742	104,965	29,141	29,473	29,627	29,875	30,062	30,361
32	Federal, civilian	14,386	14,241	14,109	14,050	14,306	14,389	4,670	4,615	4,579	4,569	4,658	4,691
33	Military	2,485	2,441	2,523	2,485	2,538	2,481	1,192	1,157	1,235	1,211	1,260	1,219
34	State and local	82,964	83,505	84,641	85,484	86,898	88,094	23,279	23,701	23,812	24,095	24,145	24,452
Illinois													
Income by Place of Residence													
1	Personal income (lines 4-11)	1,089,826	1,102,775	1,112,544	1,128,280	1,144,562	1,155,371	325,755	330,778	333,773	338,659	342,221	346,643
2	Nonfarm personal income	1,084,513	1,097,258	1,107,270	1,123,201	1,140,079	1,150,969	323,903	328,873	331,896	336,957	340,644	345,100
3	Farm income (line 17)	5,313	5,517	5,274	5,079								

and Earnings by Industry, 1997:I-1998:II—Continued
adjusted at annual rates]

New Jersey				New York								Pennsylvania						Line
1997		1998		1997				1998				1997			1998			
I*	II*	III*	IV*	I*	II*	III*	IV*	I*	II*	III*	IV*	I*	II*	III*	IV*	I*	II*	
256.574	257.195	260.425	264.072	269.107	270.398	543.202	545.785	551.121	558.018	562.848	569.104	304.338	306.921	309.418	313.883	315.885	318.147	
256.369	256.988	260.217	263.879	268.923	270.209	542.848	545.420	550.755	557.680	562.516	568.761	303.741	306.318	308.814	313.303	315.312	317.553	
205	207	208	194	184	189	354	365	365	338	332	343	597	603	604	580	573	595	
169.637	169.629	172.326	175.475	180.418	180.840	390.340	392.871	398.649	406.001	409.076	415.079	204.761	207.190	209.316	213.619	214.757	216.452	
11.890	11.832	11.993	12.192	12.597	12.605	-25.207	-25.319	25.659	26.127	26.391	26.758	14.170	14.338	14.490	14.792	14.921	15.019	
14.801	14.943	15.175	15.497	15.269	15.702	-20.850	-20.879	-21.293	-21.686	-21.636	-22.138	1.762	1.708	1.804	1.822	1.977	1.982	
172.548	172.740	175.508	178.780	183.090	183.938	344.283	346.672	351.698	358.188	361.049	366.183	192.352	194.560	196.630	200.649	201.813	203.415	
49.420	49.632	49.828	49.953	50.073	50.374	94.983	95.305	95.609	95.804	96.044	96.612	54.053	54.124	54.204	54.267	54.407	54.727	
34.606	34.824	35.090	35.339	35.944	36.087	103.935	103.808	103.814	104.025	105.755	106.310	57.933	58.238	58.583	58.967	59.665	60.005	
1.217	1.119	1.084	1.083	1.147	1.088	1.830	1.740	1.668	1.614	1.606	1.511	1.462	1.415	1.410	1.479	1.361	1.397	
33.389	33.705	34.006	34.256	34.797	34.999	102.105	102.068	102.146	102.412	104.150	104.799	56.470	56.823	57.174	57.488	58.303	58.608	
139.190	139.201	141.690	144.619	148.863	149.173	314.707	316.839	321.710	328.440	330.519	335.615	163.046	165.316	167.349	171.257	172.101	173.493	
13.902	13.720	13.787	13.892	14.259	14.182	29.798	29.668	29.838	30.118	30.250	30.512	18.382	18.414	18.391	18.631	18.652	18.673	
16.545	16.708	16.849	16.964	17.296	17.484	45.835	46.363	47.101	47.443	48.307	48.952	23.332	23.460	23.576	23.732	24.004	24.286	
63	65	66	53	40	39	-60	-48	-47	-70	-86	-91	155	160	162	142	124	128	
16.482	16.643	16.783	16.912	17.257	17.445	45.894	46.411	47.147	47.513	48.393	49.043	23.177	23.300	23.414	23.590	23.880	24.158	
205	207	208	194	184	189	354	365	365	338	332	343	597	603	604	580	573	595	
169.432	169.422	172.118	175.282	180.234	180.651	389.987	392.508	398.284	405.663	408.744	414.736	204.163	206.587	208.712	213.039	214.184	215.857	
145.457	145.337	148.020	150.923	155.315	155.654	335.491	336.028	342.637	348.973	352.575	358.142	178.447	180.476	182.563	186.953	188.000	189.666	
718	731	752	760	784	810	1,263	1,279	1,309	1,332	1,407	1,440	934	958	986	1,016	1,054	1,084	
227	232	235	244	244	243	320	327	332	335	322	330	1,460	1,524	1,524	1,584	1,645	1,688	
7.747	7.745	7.725	7.878	8.375	8.390	13.738	13.871	14,004	14,474	15,320	15,707	11,884	11,837	11,789	12,003	11,971	12,264	
26.226	26.644	26.942	27.382	28.009	27.709	47.667	47.883	48,194	49,344	50,075	49,798	42,561	43,120	43,212	44,333	44,555	44,152	
9.469	9.582	9.602	9.805	9.921	9.618	25.266	25.173	25,173	26,142	26,272	25,818	24,999	25,323	25,180	25,948	26,012	25,501	
16.756	17.062	17.340	17.577	18.088	18.091	22.401	22,711	23,021	23,202	23,802	23,981	17,562	17,797	18,032	18,985	18,544	18,656	
14.707	14.932	15.214	15.347	15.317	15.393	22.369	23,153	23,991	24,233	24,007	23,933	13,963	14,136	14,363	14,624	14,747	14,673	
14.858	15.005	15.221	15.347	15.948	16.193	22.292	22,701	22,908	23,267	23,624	23,992	11,886	11,886	12,055	12,393	12,461	12,633	
13.536	13.533	13.705	13.901	14,211	14,516	25.995	26,264	26,575	27,276	27,220	27,736	19,174	19,214	19,414	19,651	19,640	20,059	
15.812	14,275	15.214	15,800	17,568	16,368	79.185	76,597	80,294	81,055	81,796	83,930	15,944	15,950	16,242	16,452	17,140	17,591	
51.627	52.241	53,012	54,094	54,858	56,033	122.661	123,953	125,002	127,656	128,806	131,275	61,011	61,856	63,269	64,522	64,886	65,681	
23.975	24.085	24,098	24,359	24,919	24,996	54,496	56,477	55,647	56,691	56,169	56,594	25,717	26,111	26,150	26,687	26,184	26,191	
3.377	3.347	3.315	3.313	3.309	3.316	6,648	6,568	6,508	6,492	6,568	6,561	5,184	5,144	5,114	5,145	5,186	5,243	
503	509	516	516	518	510	895	892	898	898	898	915	549	536	534	526	529	533	
20,095	20,228	20,268	20,530	21,092	21,170	46,954	49,017	48,242	49,300	48,689	49,118	19,984	20,431	20,501	20,415	20,469	20,430	
Indiana				Michigan								Ohio						Line
1997		1998		1997				1998				1997			1998			
I*	II*	III*	IV*	I*	II*	III*	IV*	I*	II*	III*	IV*	I*	II*	III*	IV*	I*	II*	
133.922	135.332	136.081	138.446	140.370	141.699	240.721	242.939	245.346	248.308	255.184	256.771	266.513	269.357	271.661	275.434	278.952	281.005	
132.883	134.216	135.021	137.343	139.421	140.760	240.178	242.391	244,798	247,767	254,645	256,211	264,906	267,720	270,169	273,866	277,608	279,698	
1,040	1,116	1,060	1,103	949	938	543	548	548	541	539	559	1,606	1,637	1,492	1,568	1,344	1,307	
97.157	98.405	98.962	101.318	103.031	104.105	172.689	174.701	176.931	179.786	186.477	187.705	190.785	193.380	195.381	199.058	202.119	203.737	
6.802	6.876	6.710	6.862	7.019	7.091	11,622	11,737	11,874	12,051	12,564	12,636	13,366	13,530	13,669	13,907	14,196	14,296	
2,342	2,405	2,441	2,484	2,501	2,544	717	728	736	760	746	760	-1,404	-1,434	-1,458	-1,533	-1,535	7	
92.897	94.133	94.693	96.940	98.513	99.559	161.784	163.692	165.794	168.496	174.660	175.830	176.016	178.416	180.254	183.648	186.390	187.906	
20.923	21,014	21,098	21,148	21,228	21,399	41,164	41,110	41,077	41,061	41,203	41,529	43,026	43,205	43,373	43,480	43,609	43,908	
20,102	20,185	20,291	20,358	20,628	20,740	37,773	38,136	38,476	38,752	39,321	39,412	47,471	47,735	48,034	48,306	48,953	49,192	
254	246	259	236	237	249	975	932	893	876	925	822	759	687	658	648	627	616	
19,848	19,939	20,032	20,123	20,391	20,491	36,797	37,204	37,582	37,876	38,396	38,590	46,713	47,049	47,376	47,658	48,326	48,575	
79.025	80.028	80.534	82.549	84.117	85.102	145.891	147.366	149.117	151.570	157.437	158.575	157.426	159.674	161.591	164.799	167.605	169.035	
8.780	8.879	8.904	9.085	9.243	9.280	15,779	16,138	16,456	16,727	17,368	17,317	15,830	15,987	16,078	16,301	16,499	16,502	
9.352	9.497	9.524	9.685	9.671	9.724	11,019	11,196	11,359	11,489	11,672	11,813	17,220	17,720	17,712	17,958	18,016	18,200	
820	896	840	882	723	703	63	71	71	58	43	43	1,334	1,365	1,218	1,294	1,062	1,014	
8,532	8,601	8,684	8,803	8,948	9,021	10,956	11,126	11,288	11,432	11,629	11,770	16,195	16,355	16,493	16,664	16,954	17,186	
1,040	1,116	1,060	1,103	949	938	543	548	548	541	539	559	1,606	1,637	1,492	1,568	1,344	1,307	
96.118	97.288	97,901	100,215	102,082	103,167	172.146	174,153	176,383	179,245	185,938	187,146	189,179	191,743	193,889	197,490	200,776	202,430	
84.526	85.554	86,151	88,246	90,138	91,035	149,675	151,807	153,491	156,213	161,660	162,600	164,125	166,744	168,601	172,353	175,043	176,411	
403	426	439	450	454	470	763	776	801	816	825	856	856	853	874	889	926	954	
387	402	399	424	417	400	423	433	427	437	478	465	736	736	806	841	834	819	
6,396	6,435	6,431	6,760	6,973	7,000	8,993	9,208	9,383	9,564	9,936	10,200	10,652	10,783	10,850	11,003	11,277	11,618	
30.458	30,673	30,826	31,726	32,778	32,757	54.196	54,433	54,997	55,971	58,762	57,653	51,543	51,862	52,102	53,760	54,407	53,359	
21,604	21,947	21,948	22,767	23,160	23,007	43,037	43,349	43,848	44,620	47,163	45,719	35,567	36,634	35,831	37,275	36,727	36,059	
8.853	8.726	8.878	8.959	9.618	9.751	11,159	11,084	11,149	11,351	11,599	11,934	15,976	16,227	16,485	17,320	17,299	25	
5.765	5.866	5,900	6,052	6.110	6.078	8,664	8,853	8,892	8,983	9,089	9.114	10,589	10,841	11,072	11,232	11,419	11,350	
5.502	5.582	5,629	5.781	5.822	5.920	11,017	11,172	11,388	11,642	11,952								

Table 2.—Personal Income by Major Source

[Millions of dollars, seasonally]

Line	Item	Wisconsin						Plains					
		1997				1998		1997				1998	
		I ^r	II ^r	III ^r	IV ^r	I ^r	II ^r	I ^r	II ^r	III ^r	IV ^r	I ^r	II ^r
Income by Place of Residence													
1	Personal income (lines 4-11)	122,915	124,369	125,683	127,433	127,836	129,254	439,487	445,613	450,253	454,888	460,552	465,711
2	Nonfarm personal income	122,643	124,059	125,386	127,268	127,762	129,200	429,875	435,812	440,715	446,495	452,878	458,150
3	Farm income (line 17)	272	310	297	165	73	54	9,611	9,802	9,538	8,393	7,674	7,561
Derivation of Personal Income													
4	Earnings by place of work (lines 12-16 or 17-34)	86,512	87,835	89,025	90,680	90,717	91,915	318,899	324,291	328,179	332,468	337,395	342,071
5	Less: Personal contributions for social insurance ²	5,862	5,745	5,826	5,941	5,966	6,042	22,583	22,965	23,263	23,641	24,145	24,477
6	Plus: Adjustment for residence ³	1,929	1,977	2,004	2,050	2,114	2,153	-3,688	-3,731	-3,779	-3,851	-3,924	-3,991
7	Equals: Net earnings by place of residence	82,779	84,067	85,203	86,788	86,865	88,025	292,628	297,595	301,137	304,976	309,326	313,603
8	Plus: Dividends, interest, and rent ⁴	21,589	21,639	21,681	21,707	21,790	21,972	78,050	78,793	79,447	79,849	80,081	80,627
9	Plus: Transfer payments	18,536	18,663	18,800	18,938	19,180	19,257	68,809	69,226	69,668	70,063	71,145	71,481
10	State unemployment insurance benefits	483	459	452	472	465	448	1,067	1,019	1,002	988	1,026	973
11	Transfers excluding State unemployment insurance benefits	18,054	18,204	18,348	18,466	18,715	18,809	67,742	68,206	68,666	69,075	70,119	70,509
Earnings by Place of Work													
Components of earnings:													
12	Wage and salary disbursements	71,954	73,103	74,206	75,828	75,863	76,947	253,811	258,261	261,796	266,520	271,226	275,399
13	Other labor income	8,146	8,185	8,210	8,297	8,269	8,330	27,189	27,367	27,461	27,680	28,024	28,276
14	Proprietors' income ⁵	6,412	6,548	6,609	6,554	6,584	6,638	37,899	38,622	38,922	38,268	38,145	38,396
15	Farm proprietors' income	-280	-238	-253	-390	-496	-538	7,964	8,160	7,900	6,754	5,994	5,813
16	Nonfarm proprietors' income	6,692	6,786	6,861	6,944	7,080	7,176	29,935	30,502	31,022	31,514	32,151	32,584
Earnings by Industry													
17	Farm	272	310	297	165	73	54	9,611	9,802	9,538	8,393	7,674	7,561
18	Nonfarm	86,240	87,525	88,728	90,515	90,644	91,860	309,287	314,489	318,641	324,075	329,721	334,510
19	Private	74,663	75,890	77,011	78,509	78,919	79,954	283,253	287,919	291,711	297,427	282,463	286,729
20	Agricultural services, forestry, fishing, and other ⁶	457	484	497	502	505	519	1,945	2,015	2,041	2,106	2,175	
21	Mining	124	128	128	133	136	127	1,558	1,623	1,613	1,652	1,610	1,582
22	Construction	5,525	5,615	5,608	5,729	5,909	6,048	19,313	19,748	19,928	20,507	21,174	21,576
23	Manufacturing	24,505	24,981	25,168	25,973	25,813	25,796	61,195	61,873	62,903	64,765	64,903	65,127
24	Durable goods	15,202	15,416	15,655	16,242	15,997	15,967	35,865	36,665	37,147	38,542	38,634	38,393
25	Nondurable goods	9,303	9,565	9,513	9,731	9,817	9,828	25,330	25,208	25,762	26,223	26,268	26,733
26	Transportation and public utilities	5,053	5,120	5,244	5,281	5,242	5,242	24,388	24,242	24,477	24,701	24,916	25,003
27	Wholesale trade	5,323	5,381	5,503	5,630	5,675	5,779	22,866	23,213	23,554	24,121	24,590	24,976
28	Retail trade	7,866	7,924	8,007	8,167	8,233	8,390	29,879	30,261	30,691	31,104	32,019	32,679
29	Finance, insurance, and real estate	5,828	5,955	6,226	6,097	6,163	6,338	22,710	23,838	24,124	24,528	25,095	25,852
30	Services	19,982	20,303	20,630	20,996	21,244	21,715	79,469	81,079	82,400	84,008	86,050	87,761
31	Government and government enterprises	11,577	11,635	11,717	12,006	11,725	11,906	46,035	46,570	46,930	46,648	47,258	47,781
32	Federal, civilian	1,250	1,250	1,238	1,245	1,258	1,269	7,822	7,816	7,746	7,700	7,883	7,928
33	Military	186	188	192	193	194	193	2,487	2,461	2,455	2,435	2,452	2,410
34	State and local	10,141	10,197	10,287	10,568	10,274	10,444	35,725	36,293	36,729	36,513	36,943	37,442

See footnotes at end of table.

and Earnings by Industry, 1997:I-1998:II¹—Continued

adjusted at annual rates]

Iowa						Kansas						Minnesota						Line
1997			1998			1997				1998		1997				1998		
I ^r	II ^r	III ^r	IV ^r	I ^r	II ^r	I ^r	II ^r	III ^r	IV ^r	I ^r	II ^r	I ^r	II ^r	III ^r	IV ^r	I ^r	II ^r	
65,011	65,973	66,344	67,110	67,337	68,045	60,909	62,031	62,753	63,555	64,241	64,881	120,635	122,568	124,079	125,545	128,182	129,837	1
61,633	62,656	63,199	64,413	64,964	65,765	59,666	60,735	61,463	62,348	63,088	63,679	119,406	121,377	122,948	124,484	127,244	128,930	2
3,378	3,318	3,145	2,697	2,373	2,280	1,243	1,296	1,290	1,207	1,153	1,202	1,228	1,191	1,131	1,060	937	907	3
46,133	47,011	47,236	47,985	48,106	48,760	42,342	43,400	43,997	44,752	45,287	45,784	90,946	92,827	94,267	95,664	98,253	99,864	4
3,251	3,321	3,348	3,439	3,485	3,539	3,031	3,105	3,148	3,206	3,262	3,292	6,531	6,673	6,783	6,881	7,109	7,224	5
306	294	301	283	292	289	1,208	1,161	1,168	1,166	1,176	1,209	-803	-827	-842	-860	-910	-932	6
43,186	43,984	44,189	44,828	44,912	45,510	40,519	41,456	42,018	42,711	43,201	43,701	83,613	85,327	86,641	87,923	90,235	91,708	7
11,633	11,769	11,867	11,961	11,980	12,042	11,181	11,302	11,409	11,472	11,526	11,633	20,146	20,308	20,452	20,541	20,598	20,741	8
10,189	10,221	10,268	10,321	10,445	10,493	9,209	9,273	9,326	9,372	9,514	9,547	16,876	16,934	16,986	17,080	17,348	17,388	9
191	175	173	177	162	158	142	143	136	128	142	127	379	366	343	359	373	318	10
9,998	10,046	10,096	10,143	10,283	10,335	9,068	9,130	9,191	9,244	9,372	9,420	16,497	16,567	16,643	16,721	16,975	17,070	11
34,830	35,595	35,900	36,937	37,291	37,923	33,245	34,088	34,579	35,287	35,772	36,150	74,907	76,641	77,995	79,291	81,603	83,055	12
3,810	3,855	3,847	3,919	3,938	3,980	3,665	3,724	3,742	3,786	3,808	3,818	7,733	7,823	7,874	7,922	8,126	8,218	13
7,493	7,560	7,489	7,129	6,877	6,856	5,432	5,588	5,676	5,678	5,707	5,815	8,307	8,363	8,398	8,452	8,524	8,591	14
3,094	3,033	2,861	2,412	2,082	1,977	975	1,029	1,025	943	882	920	837	802	741	667	534	487	15
4,399	4,527	4,628	4,717	4,795	4,879	4,457	4,559	4,651	4,735	4,825	4,895	7,470	7,561	7,656	7,786	7,991	8,104	16
3,378	3,318	3,145	2,697	2,373	2,280	1,243	1,296	1,290	1,207	1,153	1,202	1,228	1,191	1,131	1,060	937	907	17
42,755	43,693	44,091	45,288	45,732	46,480	41,098	42,104	42,707	43,544	44,134	44,582	89,718	91,636	93,136	94,604	97,316	98,957	18
35,941	36,879	37,252	38,409	38,696	39,378	34,210	35,064	35,615	36,400	37,027	37,431	78,012	79,757	81,018	82,813	85,474	86,996	19
336	348	357	365	388	400	266	271	281	287	290	300	387	399	415	422	427	440	20
82	85	89	91	91	91	436	454	444	452	455	447	448	462	460	478	445	441	21
2,758	2,854	2,857	2,914	2,948	3,074	2,546	2,637	2,658	2,719	2,796	2,872	5,187	5,305	5,392	5,705	6,042	6,161	22
9,615	9,841	9,964	10,449	10,371	10,396	7,885	8,171	8,345	8,568	8,429	19,605	19,767	19,956	20,516	21,001	21,180	21,180	23
5,946	6,096	6,196	6,510	6,408	6,360	5,033	5,242	5,398	5,654	5,535	5,361	11,446	11,736	11,751	12,164	12,501	12,480	24
3,669	3,745	3,768	3,939	3,963	4,036	2,852	2,947	2,996	3,033	3,068	8,159	8,031	8,205	8,352	8,500	8,700	8,700	25
2,762	2,831	2,854	2,881	2,956	3,004	3,471	3,411	3,423	3,478	3,496	3,517	5,880	6,011	6,157	6,177	6,360	6,363	26
3,071	3,160	3,174	3,267	3,277	3,338	3,171	3,201	3,256	3,342	3,430	3,453	7,127	7,281	7,392	7,575	7,879	7,995	27
4,244	4,275	4,340	4,404	4,543	4,629	4,198	4,278	4,356	4,398	4,529	4,643	8,213	8,346	8,453	8,624	8,973	9,140	28
3,179	3,373	3,375	3,562	3,455	3,548	2,601	2,633	2,669	2,703	2,773	7,370	7,823	7,969	7,967	8,318	8,576	8,576	29
9,895	10,112	10,242	10,477	10,666	10,996	9,760	10,041	10,218	10,404	10,759	10,997	23,796	24,362	24,823	25,348	26,029	26,701	30
6,814	6,814	6,839	6,879	7,037	7,102	6,888	7,040	7,092	7,145	7,189	7,151	11,706	11,879	12,118	11,792	11,822	11,961	31
854	847	835	835	851	867	1,149	1,142	1,150	1,157	1,169	1,189	1,558	1,555	1,546	1,555	1,578	1,584	32
126	127	131	131	133	132	667	663	665	657	657	661	196	196	196	194	194	194	33
5,834	5,840	5,875	5,914	6,053	6,103	5,072	5,234	5,284	5,331	5,264	5,301	9,952	10,129	10,376	10,042	10,070	10,184	34

North Dakota						South Dakota						Southeast						Line
1997			1998			1997				1998		1997				1998		
I ^r	II ^r	III ^r	IV ^r	I ^r	II ^r	I ^r	II ^r	III ^r	IV ^r	I ^r	II ^r	I ^r	II ^r	III ^r	IV ^r	I ^r	II ^r	
12,720	12,901	13,050	13,146	13,256	13,355	15,260	15,634	15,828	15,808	16,020	16,080	1,458,543	1,473,455	1,489,403	1,507,310	1,524,915	1,542,120	1
12,504	12,672	12,786	12,923	13,095	13,192	14,378	14,661	14,853	15,039	15,240	15,347	1,444,754	1,459,251	1,475,788	1,494,950	1,514,034	1,530,708	2
216	229	265	223	161	163	881	974	975	768	780	734	13,789	14,204	13,615	12,359	10,880	11,412	3
8,952	9,113	9,254	9,345	9,425	9,515	10,858	11,198	11,346	11,300	11,482	11,509	1,000,689	1,012,920	1,026,162	1,042,789	1,055,401	1,069,550	4
713	724	731	740	754	760	780	801	812	823	839	844	68,995	69,768	70,688	71,872	73,116	73,992	5
-286	-290	-294	-296	-300	-301	-168	-174	-176	-179	-181	-181	5,851	5,753	5,914	5,791	5,992	5,877	6
7,953	8,100	8,229	8,372	8,454	8,549	10,223	10,510	10,616	10,641	10,484	10,484	937,524	948,905	961,388	976,709	988,276	1,001,435	7
2,317	2,323	2,329	2,332	2,338	2,353	2,686	2,743	2,792	2,822	2,829	2,849	253,228	254,705	256,051	256,875	257,859	259,971	8
2,450	2,478	2,493	2,507	2,547	2,548	2,664	2,668	2,678	2,688	2,730	2,747	267,790	269,844	271,965	273,726	278,780	280,715	9
31	35	28	25	30	18	16	14	16	15	14	15	3,067	2,995	2,998	2,858	2,964	3,050	10
2,419	2,443	2,465	2,482	2,517	2,530	2,648	2,654	2,662	2,672	2,716	2,732	264,723	266,850	268,966	270,868	275,816	277,665	11
7,148	7,267	7,352	7,459	7,572	7,640	7,703	7,900	8,002	8,123	8,248	8,305	815,602	825,862	837,857	853,674	865,348	877,078	12
676	682	680	683	692	695	856	868	869	872	885	883	85,461	85,563	86,574	86,437	87,192	87,818	13
1,129	1,164	1,221	1,204	1,162	1,180	2,299	2,430	2,475	2,305	2,349	2,321	99,605	101,495	102,561	102,679	102,679	104,654	14
104	118	155	114	48	46	774	867	869	863	671	621	10,928	11,339	10,761	9,533	7,982	8,397	15
1,024	1,046	1,067	1,090	1,114	1,134	1,525	1,563	1,606	1,643	1,678	1,700	88,677	90,156	91,800	93,146	94,878	96,257	16
216	229	265	223	161	163	881	974	975	768	780	734	13,789	14,204	13,615	12,359	10,880	11,412	17
8,737	8,885	8,989	9,122	9,264	9,352	9,976	10,224	10,371	10,532	10,702	10,775	986,879	998,716	1,012,547	1,030,430	1,044,520	1,058,138	18
6,945	7,069	7,191	7,330	7,441	7,539	8,274	8,516	8,653	8,807	8,939	8,998	819,426	831,550	843,362	859,705	871,961	884,292	19
64	66	66	68	74	7													

Table 2.—Personal Income by Major Source

[Millions of dollars, seasonally]

Line	Item	Alabama						Arkansas					
		1997				1998		1997				1998	
		I ^r	II ^r	III ^r	IV ^r	I ^r	II ^p	I ^r	II ^r	III ^r	IV ^r	I ^r	II ^p
Income by Place of Residence													
1	Personal income (lines 4-11)	88,320	88,980	89,630	90,682	91,485	92,357	48,605	49,280	49,646	50,281	50,780	51,185
2	Nonfarm personal income	87,188	87,832	88,593	89,776	90,690	91,490	46,858	47,476	47,933	48,773	49,468	49,780
3	Farm income (line 17)	1,131	1,148	1,037	907	794	867	1,747	1,804	1,713	1,508	1,313	1,404
Derivation of Personal Income													
4	Earnings by place of work (lines 12-16 or 17-34)	61,577	62,040	62,505	63,444	63,891	64,531	33,869	34,453	34,703	35,320	35,678	35,949
5	Less: Personal contributions for social insurance ²	4,499	4,530	4,573	4,650	4,707	4,743	2,317	2,352	2,375	2,434	2,486	2,494
6	Plus: Adjustment for residence ³	694	708	721	737	760	774	-328	-337	-332	-348	-363	-358
7	Equals: Net earnings by place of residence	57,771	58,218	58,653	59,531	59,943	60,562	31,223	31,764	31,995	32,537	32,828	33,096
8	Plus: Dividends, interest, and rent ⁴	12,435	12,485	12,533	12,560	12,615	12,729	7,080	7,136	7,186	7,215	7,247	7,315
9	Plus: Transfer payments	18,114	18,277	18,444	18,591	18,927	19,065	10,302	10,381	10,465	10,529	10,706	10,773
10	State unemployment insurance benefits	208	200	201	207	210	224	208	199	197	187	189	191
11	Transfers excluding State unemployment insurance benefits	17,906	18,077	18,242	18,384	18,717	18,841	10,094	10,182	10,268	10,342	10,517	10,582
Earnings by Place of Work													
Components of earnings:													
12	Wage and salary disbursements	49,850	50,223	50,720	51,664	52,102	52,577	25,988	26,395	26,665	27,374	27,853	27,977
13	Other labor income	5,352	5,342	5,336	5,387	5,404	5,414	2,869	2,888	2,885	2,935	2,960	2,964
14	Proprietors' income ⁵	6,375	6,476	6,393	6,393	6,385	6,540	5,012	5,176	5,153	5,011	4,865	5,007
15	Farm proprietors' income	997	1,011	900	771	656	723	1,516	1,576	1,486	1,281	1,081	1,163
16	Nonfarm proprietors' income	5,378	5,464	5,549	5,622	5,730	5,817	3,495	3,599	3,667	3,729	3,784	3,844
Earnings by Industry													
17	Farm	1,131	1,148	1,037	907	794	867	1,747	1,804	1,713	1,508	1,313	1,404
18	Nonfarm	60,445	60,892	61,468	62,538	63,096	63,664	32,122	32,649	32,990	33,812	34,365	34,544
19	Private	49,313	49,775	50,269	51,179	51,926	52,434	26,983	27,491	27,767	28,469	29,108	29,223
20	Mining	338	340	351	353	374	387	242	247	257	266	282	291
21	Construction	632	638	632	616	624	605	169	177	177	181	183	183
22	Manufacturing	3,858	3,891	3,904	3,962	4,052	4,180	1,925	2,012	2,033	2,086	2,108	2,195
23	Durable goods	13,312	13,432	13,381	13,831	13,805	13,660	7,603	7,732	7,744	8,081	8,025	7,995
24	Nondurable goods	7,431	7,511	7,432	7,737	7,779	7,701	4,212	4,285	4,264	4,508	4,470	4,400
25	Wholesale trade	5,882	5,921	5,949	6,094	6,026	5,958	3,391	3,447	3,479	3,574	3,555	3,595
26	Retail trade	4,074	4,051	4,123	4,197	4,153	4,138	2,746	2,772	2,852	2,953	2,980	2,980
27	Finance, insurance, and real estate	3,518	3,575	3,606	3,692	3,687	3,731	1,727	1,777	1,789	1,873	1,873	1,906
28	Services	5,907	5,956	6,028	6,154	6,200	6,331	3,805	3,766	3,811	3,898	4,242	3,999
29	Government and government enterprises	3,459	3,535	3,680	3,632	3,786	3,892	1,634	1,686	1,673	1,709	1,803	1,853
30	Federal, civilian	14,215	14,356	14,565	14,743	15,246	15,510	7,132	7,327	7,433	7,563	7,639	7,821
31	Military	11,132	11,117	11,199	11,359	11,170	11,231	5,139	5,157	5,223	5,344	5,256	5,321
32	State and local	2,584	2,556	2,531	2,533	2,542	2,558	905	895	890	922	929	929
33	Federal, civilian	846	835	840	839	847	833	283	285	286	288	298	296
34	Military	7,701	7,726	7,828	7,987	7,781	7,840	3,950	3,977	4,047	4,157	4,037	4,097

Line	Item	Louisiana						Mississippi					
		1997				1998		1997				1998	
		I ^r	II ^r	III ^r	IV ^r	I ^r	II ^p	I ^r	II ^r	III ^r	IV ^r	I ^r	II ^p
Income by Place of Residence													
1	Personal income (lines 4-11)	87,634	88,603	89,315	90,825	91,797	92,557	48,574	49,183	49,548	50,240	50,902	51,405
2	Nonfarm personal income	87,132	88,098	88,781	90,360	91,354	92,105	47,842	48,446	48,818	49,602	50,307	50,795
3	Farm income (line 17)	501	505	535	465	443	452	732	737	730	638	595	610
Derivation of Personal Income													
4	Earnings by place of work (lines 12-16 or 17-34)	60,136	61,086	61,727	63,258	63,928	64,489	32,654	33,212	33,471	34,126	34,604	34,988
5	Less: Personal contributions for social insurance ²	3,977	4,036	4,072	4,180	4,238	4,270	2,520	2,567	2,588	2,649	2,700	2,727
6	Plus: Adjustment for residence ³	-173	-175	-172	-185	-174	-172	1,014	1,022	1,045	1,065	1,064	1,067
7	Equals: Net earnings by place of residence	55,985	56,875	57,483	58,893	59,516	60,046	31,148	31,667	31,928	32,543	32,969	33,328
8	Plus: Dividends, interest, and rent ⁴	12,882	12,934	12,982	13,011	13,056	13,164	6,126	6,161	6,193	6,211	6,237	6,294
9	Plus: Transfer payments	18,766	18,794	18,851	18,921	19,225	19,347	11,300	11,355	11,427	11,486	11,696	11,782
10	State unemployment insurance benefits	145	126	124	120	116	124	128	118	122	113	110	117
11	Transfers excluding State unemployment insurance benefits	18,621	18,668	18,727	18,801	19,109	19,224	11,172	11,237	11,305	11,373	11,586	11,665
Earnings by Place of Work													
Components of earnings:													
12	Wage and salary disbursements	48,133	48,964	49,498	50,936	51,457	51,923	26,204	26,497	26,706	27,371	27,795	28,119
13	Other labor income	5,304	5,318	5,307	5,395	5,428	5,440	2,854	2,873	2,866	2,905	2,934	2,951
14	Proprietors' income ⁵	6,698	6,804	6,922	6,927	7,044	7,126	3,776	3,899	3,850	3,785	3,919	3,919
15	Farm proprietors' income	344	349	380	310	284	287	558	565	559	468	420	428
16	Nonfarm proprietors' income	6,354	6,455	6,543	6,617	6,760	6,839	3,217	3,277	3,340	3,382	3,456	3,491
Earnings by Industry													
17	Farm	501	505	535	465	443	452	732	737	730	638	595	610
18	Nonfarm	59,634	60,581	61,193	62,793	63,485	64,036	31,922	32,475	32,741	33,488	34,009	34,378
19	Private	49,349	50,219	50,739	52,274	52,799	53,274	25,659	26,165	26,344	27,089	27,426	27,714
20	Agricultural services, forestry, fishing, and other ⁶	293	302	310	328	326	336	214	211	214	227	241	249
21	Mining	3,109	3,128	3,200	3,371	3,558	3,469	276	300	300	317	322	310
22	Construction	4,347	4,499	4,555	4,692	5,024	5,139	1,910	1,969	2,068	2,149	2,254	2,285
23	Manufacturing	8,340	8,428	8,582	8,908	8,845	8,661	7,129	7,223	7,201	7,472	7,536	7,543
24	Durable goods	3,381	3,486	3,545	3,805	3,763	3,596	4,401	4,468	4,447	4,675	4,741	4,720
25	Nondurable goods	4,960	4,942	5,037	5,102	5,082	5,065	2,728	2,756	2,754	2,919	2,952	2,823
26	Wholesale trade	4,663	4,769	4,853	5,042	4,934	5,000	2,200	2,224	2,284	2,319	2,252	2,252
27	Retail trade	3,352	3,441	3,493	3,601	3,629	3,682	1,534	1,565	1,587	1,648	1,703	1,746
28	Finance, insurance, and real estate	5,683	5,711	5,763	5,899	6,082	6,187	3,361	3,387	3,436	3,506	3,588	3,641
29	Services	3,138	3,282	3,264	3,343	3,228	3,301	1,457	1,542	1,514	1,548	1,549	1,589
30	Government and government enterprises	16,424	16,660	16,720	17,092	17,174	17,497	7,576	7,743	7,739	7,905	7,982	8,097
31	Federal, civilian	10,286	10,362	10,454	10,518	10,686	10,763	6,263	6,310	6,397	6,399	6,583	6,664
32	Military	1,576	1,552	1,542	1,540	1,576	1,584	1,124	1,119	1,104	1,105	1,125	1,131
33	State and local	771	773	782	783	775	753	677	662	659	694	695	694
34	Federal, civilian	7,939	8,037	8,130	8,195	8,336	8,426	4,462	4,522	4,631	4,639	4,765	4,839

and Earnings by Industry, 1997:I-1998:II ¹—Continued

adjusted at annual rates]

Florida				Georgia								Kentucky							Line				
1997				1998				1997				1998				1997				1998			
I ^r	II ^r	III ^r	IV ^r	I ^r	II ^p	I ^r	II ^r	III ^r	IV ^r	I ^r	II ^p	I ^r	II ^r	III ^r	IV ^r	I ^r	II ^p	I ^r		II ^p			
357,042	361,288	365,944	369,115	372,556	377,843	176,047	177,802	179,814	181,816	185,692	188,259	79,137	80,111	80,926	81,836	82,772	83,591	1					
355,171	359,339	364,053	367,409	370,892	376,109	173,830	175,516	177,578	179,833	184,023	186,412	77,923	78,807	79,607	80,618	81,649	82,454	2					
1,871	1,949	1,891	1,706	1,664	1,733	2,217	2,286	2,236	1,983	1,669	1,848	1,214	1,304	1,319	1,217	1,123	1,137	3					
215,380	218,713	222,560	225,099	227,120	231,569	132,312	133,854	135,691	137,600	141,188	143,451	55,554	56,281	56,835	57,612	58,307	58,951	4					
14,618	14,847	15,122	15,295	15,483	15,774	8,683	8,770	8,893	9,027	9,333	9,462	4,019	4,058	4,089	4,146	4,221	4,264	5					
519	514	519	539	562	557	-264	-264	-267	-264	-331	-339	-480	-484	-483	-473	-490	-490	6					
201,281	204,380	207,956	210,343	212,200	216,352	123,365	124,819	126,531	128,309	131,525	133,649	51,055	51,739	52,264	52,992	53,610	54,197	7					
87,358	87,849	88,298	88,586	88,859	89,445	26,638	26,845	27,031	27,141	27,278	27,556	11,913	11,981	12,043	12,080	12,129	12,231	8					
68,403	69,059	69,690	70,186	71,497	72,046	26,044	26,138	26,252	26,366	26,890	27,055	16,169	16,391	16,619	16,763	17,033	17,163	9					
687	691	687	635	643	704	288	276	268	246	274	254	222	222	245	229	217	242	10					
67,717	68,368	69,003	69,551	70,854	71,341	25,756	25,862	25,984	26,120	26,616	26,801	15,947	16,169	16,375	16,535	16,816	16,921	11					
177,204	180,104	183,549	185,980	187,562	191,382	107,613	108,837	110,482	112,378	115,752	117,531	44,900	45,442	45,874	46,643	47,304	47,855	12					
18,671	18,698	18,772	18,783	18,885	19,163	11,103	11,099	11,135	11,180	11,455	11,573	4,930	4,973	4,991	5,047	5,089	5,109	13					
19,505	19,910	20,239	20,336	20,674	21,025	13,596	13,917	14,074	14,042	13,981	14,347	5,724	5,865	5,970	5,922	5,914	5,987	14					
949	1,018	959	784	718	750	1,982	2,049	1,999	1,747	1,427	1,597	1,019	1,110	1,127	1,028	928	935	15					
18,557	18,892	19,279	19,551	19,955	20,275	11,614	11,869	12,075	12,295	12,553	12,750	4,705	4,755	4,843	4,895	4,986	5,052	16					
1,871	1,949	1,891	1,706	1,664	1,733	2,217	2,286	2,236	1,983	1,669	1,848	1,214	1,304	1,319	1,217	1,123	1,137	17					
213,510	216,764	220,669	223,393	225,456	229,836	130,095	131,568	133,455	135,617	139,520	141,603	54,340	54,977	55,516	56,394	57,185	57,814	18					
180,001	183,507	186,753	188,767	190,602	194,785	110,373	111,787	113,433	115,364	118,837	120,704	45,099	45,915	46,338	47,218	47,964	48,588	19					
2,192	2,236	2,405	2,236	2,270	2,336	708	729	751	772	793	824	358	370	386	396	402	415	20					
340	354	373	362	347	350	348	376	369	382	385	388	1,301	1,349	1,309	1,345	1,315	1,292	21					
12,767	13,041	13,483	13,807	14,094	14,396	7,404	7,566	7,651	7,956	8,109	8,234	3,378	3,334	3,429	3,422	3,509	3,601	22					
19,121	19,454	19,615	20,037	20,234	20,387	21,881	21,967	22,058	22,337	22,578	22,752	12,102	12,352	12,423	12,432	12,871	13,780	23					
11,993	12,327	12,411	12,763	13,054	13,095	9,853	10,023	10,054	10,107	10,152	10,293	7,321	7,501	7,525	7,675	7,980	7,908	24					
7,128	7,127	7,203	7,274	7,180	7,293	12,114	11,858	11,892	11,951	12,185	12,285	4,781	4,851	4,899	5,025	4,894	4,852	25					
14,262	14,641	14,884	14,930	14,974	15,041	12,352	12,647	13,163	13,328	13,388	13,462	4,078	4,151	4,242	4,322	4,406	4,464	26					
14,396	14,643	14,900	14,930	14,821	14,542	11,467	11,469	11,687	11,947	12,650	12,765	2,958	3,044	3,090	3,124	3,183	3,228	27					
25,405	25,344	25,767	25,769	25,987	26,511	12,401	12,461	12,649	12,920	13,187	13,459	5,689	5,721	5,779	5,860	6,016	6,131	28					
19,229	20,160	20,414	21,230	21,028	21,725	9,462	9,904	9,904	10,019	10,676	11,027	2,768	2,993	2,852	2,867	2,894	2,972	29					
72,288	73,634	74,913	75,446	77,387	79,497	34,264	34,708	35,314	35,982	37,312	37,968	12,468	12,600	12,828	12,982	13,364	13,724	30					
33,509	33,257	33,916	34,626	34,854	35,051	19,721	19,781	20,022	20,253	20,682	20,899	9,241	9,272	9,178	9,221	9,226	9,311	31					
5,534	5,498	5,460	5,455	5,564	5,573	4,263	4,217	4,177	4,181	4,256	4,336	1,547	1,528	1,523	1,523	1,520	1,508	32					
3,033	3,080	3,085	3,112	3,077	3,031	2,209	2,233	2,231	2,209	2,311	2,273	1,116	1,101	1,119	1,131	1,125	1,133	33					
24,942	24,680	25,371	26,059	26,214	26,446	13,227	13,355	13,612	13,804	14,116	14,291	6,578	6,433	6,536	6,534	6,570	6,593	34					
North Carolina				South Carolina								Tennessee							Line				
1997				1998				1997				1998				1997				1998			
I ^r	II ^r	III ^r	IV ^r	I ^r	II ^p	I ^r	II ^r	III ^r	IV ^r	I ^r	II ^p	I ^r	II ^r	III ^r	IV ^r	I ^r	II ^p	I ^r		II ^p			
169,423	171,247	172,550	175,072	177,401	179,056	76,399	77,101	78,017	79,083	79,116	80,442	120,220	121,295	122,656	124,373	125,169	126,106	1					
166,203	167,966	169,583	172,199	175,115	176,696	75,892	76,591	77,500	78,642	78,710	80,042	119,924	120,980	122,344	124,077	124,890	125,816	2					
3,220	3,281	2,967	2,873	2,286	2,360	508	511	517	441	406	400	296	315	312	296	278	290	3					
125,489	126,979	127,940	130,322	132,115	133,358	53,644	54,225	55,040	56,041	55,671	56,877	88,695	89,631	90,890	92,573	92,893	93,534	4					
8,941	9,031	9,111	9,278	9,489	9,564	3,978	4,017	4,076	4,151	4,137	4,225	5,791	5,844	5,922	6,029	6,070	6,100	5					
-909	-922	-920	-942	-968	-965	827	837	840	855	909	901	-957	-972	-999	-1,027	-993	-987	6					
115,639	117,025	117,909	120,103	121,657	122,829	50,493	51,045	51,805	52,745	52,443	53,552	81,947	82,815	83,969	85,517	85,830	86,447	7					
25,507	25,722	25,915	26,030	26,164	26,439	11,262	11,300	11,336	11,358	11,408	11,515	16,599	16,645	16,691	16,717	16,796	16,960	8					
28,277	28,500	28,727	28,939	29,580	29,788	14,645	14,757	14,876	14,979	15,265	15,375	21,835	21,996	22,139	22,543	22,699	22,899	9					
368	364	361	361	410	397	186	173	167	160	165	170	318	316	314	309	320	328	10					
27,909	28,136	28,365	28,579	29,170	29,391	14,458	14,584	14,709	14,820	15,100	15,204	21,356	21,519	21,682	21,830	22,223	22,370	11					
101,502	102,724	103,797	105,951	107,963	108,976	44,635	45,154	45,879	46,837	46,505	47,570	70,793	71,560	72,619	74,092	74,319	74,801	12					
10,472	10,469	10,448	10,553	10,703	10,719	4,692	4,702	4,717	4,769	4,712	4,795	7,608	7,626	7,652	7,757	7,739	7,730	13					
13,515	13,785	13,695	13,818	13,448	13,663	4,318	4,369	4,445	4,435	4,454	4,511	10,294	10,445	10,619	10,724	10,835	11,003	14					
2,850	2,912	2,602	2,514	1,917	1,977	404	406	412	336	299	288	163	183	181	166	145	151	15					
10,665	10,873	11,093	11,304	11,531	11,686	3,914	3,964	4,033	4,099	4,155	4,223	10,131	10,263	10,438	10,558	10,690	10,852	16					
3,220	3,281	2,967	2,873	2,286	2,360	508	511	517	441	406	400	296	315	312	296	278	290	17					
122,269	123,698	124,973	127,449	129,829	130,998	53,137	53,714	54,523	55,601	55,265	56,477	88,399	89,316										

Table 2.—Personal Income by Major Source

[Millions of dollars, seasonally]

Line	Item	Virginia						West Virginia					
		1997				1998		1997				1998	
		I ^r	II ^r	III ^r	IV ^r	I ^r	II ^r	I ^r	II ^r	III ^r	IV ^r	I ^r	II ^r
Income by Place of Residence													
1	Personal income (lines 4-11)	173,447	174,637	177,257	179,640	182,660	184,459	33,696	33,926	34,099	34,346	34,585	34,861
2	Nonfarm personal income	173,079	174,261	176,888	179,298	182,330	184,130	33,711	33,937	34,109	34,363	34,604	34,878
3	Farm income (line 17)	368	376	369	343	330	329	-16	-11	-10	-17	-19	-18
Derivation of Personal Income													
4	Earnings by place of work (lines 12-16 or 17-34)	120,194	121,103	123,346	125,749	128,271	129,903	21,166	21,343	21,453	21,645	21,734	21,951
5	Less: Personal contributions for social insurance ²	8,068	8,120	8,269	8,424	8,632	8,733	1,583	1,594	1,598	1,609	1,621	1,636
6	Plus: Adjustment for residence ³	5,671	5,582	5,700	5,549	5,693	5,572	238	244	261	286	310	317
7	Equals: Net earnings by place of residence	117,798	118,565	120,777	122,874	125,333	126,742	19,820	19,993	20,116	20,322	20,423	20,632
8	Plus: Dividends, interest, and rent ⁴	30,418	30,641	30,841	30,964	31,058	31,281	5,012	5,026	5,002	5,000	5,012	5,042
9	Plus: Transfer payments	25,231	25,431	25,638	25,802	26,269	26,436	8,864	8,927	8,981	9,023	9,149	9,187
10	State unemployment insurance benefits	188	165	171	157	168	164	140	145	141	134	141	134
11	Transfers excluding State unemployment insurance benefits	25,063	25,266	25,467	25,646	26,101	26,271	8,724	8,783	8,840	8,890	9,008	9,053
Earnings by Place of Work													
Components of earnings:													
12	Wage and salary disbursements	101,727	102,550	104,560	106,755	108,983	110,423	17,232	17,411	17,508	17,693	17,755	17,945
13	Other labor income	9,726	9,691	9,769	9,860	10,027	10,094	1,880	1,884	1,868	1,866	1,857	1,867
14	Proprietors' income ⁵	8,740	8,862	9,018	9,135	9,262	9,386	2,053	2,072	2,086	2,123	2,086	2,140
15	Farm proprietors' income	188	197	191	168	151	143	-42	-37	-36	-42	-45	-44
16	Nonfarm proprietors' income	8,552	8,665	8,826	8,966	9,111	9,243	2,095	2,085	2,113	2,128	2,168	2,184
Earnings by Industry													
17	Farm	368	376	369	343	330	329	-16	-11	-10	-17	-19	-18
18	Nonfarm	119,826	120,727	122,978	125,406	127,941	129,574	21,181	21,354	21,463	21,662	21,754	21,969
19	Private	93,039	94,142	96,057	98,489	100,654	102,273	17,131	17,280	17,402	17,608	17,651	17,814
20	Agricultural services, forestry, fishing, and other ⁶	621	631	649	667	685	708	72	72	75	83	89	92
21	Mining	638	645	661	683	614	608	1,466	1,505	1,487	1,511	1,391	1,372
22	Construction	7,643	7,509	7,599	7,774	7,799	7,969	1,450	1,320	1,354	1,346	1,396	1,388
23	Manufacturing	15,763	15,988	16,159	16,560	16,750	16,587	3,223	3,358	3,344	3,423	3,362	3,436
24	Durable goods	8,058	8,189	8,242	8,557	8,602	8,376	1,780	1,876	1,854	1,934	1,825	1,878
25	Nondurable goods	7,705	7,799	7,917	8,003	8,147	8,211	1,443	1,482	1,490	1,489	1,537	1,558
26	Transportation and public utilities	7,795	8,002	8,424	8,741	8,766	8,817	1,663	1,674	1,694	1,698	1,766	1,751
27	Wholesale trade	6,596	6,525	6,633	6,759	6,882	7,016	1,065	1,059	1,063	1,068	1,079	1,083
28	Retail trade	10,537	10,513	10,712	10,915	11,038	11,236	2,098	2,091	2,097	2,121	2,163	2,194
29	Finance, insurance, and real estate	8,355	8,613	8,831	8,861	9,407	9,621	848	897	882	889	861	877
30	Services	35,091	35,176	36,589	37,528	38,713	39,712	5,246	5,315	5,406	5,469	5,544	5,622
31	Government and government enterprises	26,787	26,585	26,921	26,917	27,288	27,301	4,050	4,074	4,061	4,054	4,103	4,155
32	Federal, civilian	8,704	8,607	8,777	8,470	8,601	8,581	904	919	931	941	953	953
33	Military	5,410	5,374	5,351	5,407	5,426	5,377	96	96	97	97	99	97
34	State and local	12,672	12,603	13,093	13,039	13,260	13,343	3,050	3,058	3,033	3,016	3,051	3,105

See footnotes at end of table.

and Earnings by Industry, 1997:I-1998:II¹—Continued
adjusted at annual rates]

Southwest				Arizona				New Mexico				Line					
1997		1998		1997		1998		1997		1998							
I ^r	II ^r	III ^r	IV ^r	I ^r	II ^r	I ^r	II ^r	III ^r	IV ^r	I ^r	II ^r	I ^r	II ^r	I ^r	II ^r		
644,274	655,280	666,804	674,515	690,059	699,771	97,701	99,266	100,940	102,821	104,457	106,370	32,771	33,242	33,449	33,724	34,018	34,353
639,667	650,417	661,914	670,159	685,852	695,526	97,072	98,608	100,276	102,232	103,906	105,761	32,402	32,836	33,054	33,348	33,626	33,991
4,607	4,863	4,890	4,357	4,207	4,245	630	658	664	589	551	609	369	407	395	391	362	362
474,939	484,937	495,582	502,596	516,875	525,319	68,207	69,561	71,055	72,851	74,186	75,849	22,523	22,987	23,154	23,402	23,541	23,787
31,105	31,711	32,385	32,828	33,949	34,484	4,821	4,915	5,021	5,152	5,268	5,381	1,722	1,755	1,768	1,789	1,803	1,823
189	180	152	167	136	123	261	266	265	264	273	277	84	88	96	100	110	115
444,024	453,406	463,349	469,934	483,062	490,958	63,647	64,912	66,299	67,963	69,191	70,745	20,885	21,321	21,482	21,714	21,848	22,079
96,539	97,429	98,221	98,699	99,104	99,966	17,133	17,298	17,446	17,534	17,633	17,819	5,208	5,233	5,257	5,272	5,290	5,334
103,711	104,445	105,235	105,882	107,894	108,848	16,921	17,055	17,195	17,324	17,633	17,807	6,678	6,688	6,711	6,738	6,879	6,941
1,362	1,301	1,290	1,197	1,182	1,379	157	149	150	153	139	193	78	74	75	73	78	89
102,349	103,144	103,945	104,685	106,712	107,469	16,765	16,906	17,046	17,171	17,494	17,614	6,600	6,615	6,636	6,661	6,801	6,852
365,840	373,771	382,439	388,714	400,623	407,549	55,796	56,951	58,231	59,875	60,989	62,388	18,263	18,609	18,755	18,996	19,082	19,319
37,131	37,398	37,766	37,915	38,992	39,431	5,533	5,571	5,619	5,711	5,798	5,896	1,876	1,892	1,888	1,889	1,893	1,905
71,968	73,767	75,378	75,966	77,260	78,339	6,878	7,038	7,205	7,266	7,399	7,565	2,384	2,486	2,511	2,518	2,567	2,562
3,290	3,523	3,543	3,020	2,836	2,818	374	395	396	319	274	321	218	252	237	216	228	192
68,678	70,244	71,835	72,946	74,424	75,521	6,504	6,644	6,809	6,947	7,125	7,244	2,166	2,234	2,274	2,301	2,339	2,370
4,607	4,863	4,890	4,357	4,207	4,245	630	658	664	589	551	609	369	407	395	391	362	362
470,332	480,074	490,691	498,239	512,669	521,074	67,577	68,903	70,391	72,263	73,635	75,239	22,154	22,580	22,759	23,027	23,150	23,425
397,783	407,006	416,870	424,079	437,237	444,719	57,109	58,328	59,716	61,591	62,735	63,982	16,491	16,832	17,001	17,259	17,408	17,642
2,829	2,933	3,068	3,097	3,178	3,287	610	641	662	664	679	704	155	158	163	170	179	185
18,725	18,830	19,309	19,814	20,331	20,046	678	763	760	777	831	599	802	826	818	875	809	801
29,210	30,061	30,920	31,537	32,619	33,377	4,908	5,056	5,192	5,353	5,494	5,559	1,522	1,651	1,658	1,644	1,662	1,704
72,900	74,814	76,662	78,117	81,377	81,760	9,376	9,557	9,777	10,224	10,514	10,605	1,822	1,870	1,870	1,918	1,965	1,929
43,317	44,862	46,238	47,147	49,783	50,121	7,574	7,681	7,893	8,268	8,525	8,612	1,327	1,318	1,362	1,383	1,420	1,374
29,583	29,951	30,425	30,970	31,594	31,639	1,802	1,876	1,884	1,955	1,988	2,000	504	508	535	544	555	25
40,224	40,560	41,603	42,497	43,421	44,063	4,095	4,094	4,187	4,307	4,364	4,399	1,369	1,349	1,378	1,368	1,420	1,440
30,089	30,998	31,876	32,544	33,327	33,876	4,304	4,429	4,568	4,704	4,747	4,828	945	964	982	998	977	2,793
45,641	46,130	46,875	47,645	48,715	49,616	7,554	7,615	7,779	8,047	8,083	8,236	2,542	2,565	2,600	2,655	2,689	2,749
32,639	33,829	34,717	35,161	36,819	37,956	5,891	6,039	6,182	6,412	6,629	6,872	1,111	1,165	1,174	1,208	1,179	1,206
125,527	128,851	131,839	133,667	137,449	140,739	19,692	20,133	20,610	21,104	21,594	22,180	6,229	6,332	6,357	6,463	6,529	6,634
72,550	73,068	73,822	74,161	75,431	76,355	10,468	10,576	10,676	10,901	11,258	11,562	5,662	5,748	5,758	5,863	5,742	5,782
13,562	13,544	13,520	13,482	13,681	13,821	1,912	1,939	1,935	1,940	1,950	2,008	1,347	1,339	1,321	1,313	1,328	1,317
6,326	6,282	6,274	6,231	6,414	6,325	794	812	784	784	795	781	523	512	501	493	499	33
52,662	53,242	54,029	54,447	55,337	56,209	7,763	7,848	7,955	7,947	8,156	8,469	3,792	3,897	3,937	3,962	3,915	3,976

Rocky Mountain				Colorado				Idaho				Line					
1997		1998		1997		1998		1997		1998							
I ^r	II ^r	III ^r	IV ^r	I ^r	II ^r	I ^r	II ^r	III ^r	IV ^r	I ^r	II ^r	I ^r	II ^r	I ^r	II ^r		
195,137	198,256	201,525	203,850	207,808	210,786	102,352	104,256	106,213	107,813	110,448	112,098	24,225	24,563	24,905	25,029	25,469	25,847
193,166	196,207	199,442	201,831	205,883	208,775	101,711	103,576	105,526	107,152	109,832	111,460	23,521	23,836	24,159	24,307	24,792	25,144
1,971	2,049	2,083	2,019	1,925	2,010	641	680	687	661	616	638	705	727	746	721	677	703
142,861	145,660	148,653	150,742	154,248	156,874	75,589	77,311	79,103	80,600	83,059	84,523	17,142	17,436	17,746	17,816	18,174	18,511
9,668	9,844	10,047	10,182	10,457	10,625	4,924	5,028	5,145	5,240	5,424	5,516	1,226	1,247	1,273	1,280	1,315	1,339
280	287	283	296	296	296	65	64	61	60	55	54	237	245	245	256	259	259
133,473	136,103	138,889	140,855	144,087	146,545	70,730	72,347	74,020	75,421	77,691	79,062	16,153	16,434	16,718	16,792	17,118	17,430
33,473	33,737	33,975	34,117	34,288	34,626	18,229	18,363	18,521	18,604	18,701	18,892	4,108	4,151	4,190	4,213	4,233	4,276
28,191	28,415	28,661	28,877	29,433	29,615	13,393	13,562	13,672	13,789	14,057	14,145	3,964	3,978	3,997	4,024	4,117	4,141
453	422	418	418	452	439	173	153	153	148	156	147	108	104	103	107	122	117
27,738	27,993	28,243	28,459	28,891	29,176	13,219	13,373	13,520	13,641	13,901	13,998	3,866	3,874	3,895	3,917	4,024	4,110
113,053	115,301	117,858	119,715	122,551	124,720	60,328	61,730	63,275	64,602	66,622	67,855	12,817	13,017	13,273	13,359	13,673	13,949
11,360	11,431	11,541	11,576	11,821	11,968	5,897	5,941	6,017	6,064	6,247	6,328	1,324	1,328	1,338	1,328	1,357	1,379
18,448	18,928	19,254	19,451	19,876	20,186	9,364	9,640	9,811	9,934	10,190	10,340	3,001	3,091	3,134	3,129	3,144	3,183
1,046	1,095	1,108	1,031	913	957	358	390	391	361	308	318	379	390	401	370	317	328
17,403	17,833	18,146	18,419	18,963	19,229	9,006	9,250	9,420	9,573	9,881	10,022	2,622	2,701	2,734	2,759	2,827	2,855
1,971	2,049	2,083	2,019	1,925	2,010	641	680	687	661	616	638	705	727	746	721	677	703
140,890	143,611	146,570	148,723	152,323	154,863	74,948	76,631	78,416	79,939	82,443	83,885	16,437	16,709	16,999	17,095	17,497	17,808
117,571	120,053	122,785	124,889	128,076	130,368	63,482	65,084	66,770	68,231	70,509	71,848	13,613	13,856	14,161	14,252	14,554	14,845
963	1,001	1,046	1,067	1,101	1,143	478	498	510	523	557	579	220	230	252	248	248	256
3,512	3,535	3,536	3,575	3,596	3,566	1,475	1,433	1,456	1,519	1,510	1,517	175	184	180	179	183	189
10,941	11,316	11,401	11,624														

Table 2.—Personal Income by Major Source

[Millions of dollars, seasonally]

Line	Item	Montana						Utah					
		1997				1998		1997				1998	
		I ^r	II ^r	III ^r	IV ^r	I ^r	II ^p	I ^r	II ^r	III ^r	IV ^r	I ^r	II ^p
Income by Place of Residence													
1	Personal income (lines 4-11)	17,042	17,226	17,392	17,603	17,784	17,941	40,785	41,423	42,109	42,440	43,026	43,715
2	Nonfarm personal income	16,711	16,889	17,052	17,258	17,436	17,569	40,600	41,229	41,912	42,256	42,850	43,534
3	Farm income (line 17)	331	337	340	345	348	373	185	194	197	184	176	181
Derivation of Personal Income													
4	Earnings by place of work (lines 12-16 or 17-34)	11,134	11,279	11,409	11,598	11,713	11,836	31,767	32,366	33,016	33,301	33,795	34,421
5	Less: Personal contributions for social insurance ²	909	921	931	945	954	963	2,105	2,143	2,187	2,203	2,244	2,283
6	Plus: Adjustment for residence ³	-10	-9	-9	-10	-9	-9	7	7	5	7	8	9
7	Equals: Net earnings by place of residence	10,216	10,348	10,469	10,643	10,749	10,864	29,669	30,230	30,834	31,106	31,560	32,147
8	Plus: Dividends, interest, and rent ⁴	3,349	3,375	3,398	3,413	3,423	3,447	5,477	5,546	5,546	5,565	5,596	5,659
9	Plus: Transfer payments	3,477	3,502	3,525	3,547	3,612	3,630	5,639	5,681	5,729	5,770	5,869	5,909
10	State unemployment insurance benefits	69	64	59	56	64	62	73	72	78	81	82	85
11	Transfers excluding State unemployment insurance benefits	3,409	3,438	3,467	3,491	3,547	3,568	5,566	5,609	5,651	5,689	5,787	5,824
Earnings by Place of Work													
Components of earnings:													
12	Wage and salary disbursements	8,359	8,476	8,568	8,715	8,768	8,858	25,919	26,427	27,001	27,253	27,650	28,170
13	Other labor income	898	901	900	905	908	912	2,689	2,712	2,736	2,733	2,760	2,799
14	Proprietors' income ⁵	1,877	1,902	1,941	1,978	2,037	2,067	3,159	3,227	3,280	3,315	3,386	3,452
15	Farm proprietors' income	185	187	187	191	190	208	89	95	96	81	71	72
16	Nonfarm proprietors' income	1,692	1,715	1,754	1,787	1,848	1,859	3,070	3,133	3,183	3,234	3,314	3,381
Earnings by Industry													
17	Farm	331	337	340	345	348	373	185	194	197	184	176	181
18	Nonfarm	10,803	10,942	11,069	11,253	11,365	11,463	31,582	32,172	32,819	33,118	33,619	34,240
19	Private	8,637	8,739	8,855	9,019	9,134	9,200	26,344	26,850	27,377	27,706	28,146	28,682
20	Agricultural services, forestry, fishing, and other ⁶	90	93	99	102	107	111	120	128	132	138	132	138
21	Mining	288	299	297	303	280	276	448	465	449	451	452	435
22	Construction	816	840	899	947	1,038	1,016	2,546	2,623	2,611	2,645	2,701	2,786
23	Manufacturing	835	865	860	891	888	895	4,709	4,795	4,879	4,964	4,959	5,098
24	Durable goods	525	552	543	565	565	558	3,350	3,370	3,420	3,501	3,509	3,582
25	Non-durable goods	310	314	316	326	323	336	1,359	1,424	1,458	1,464	1,450	1,516
26	Transportation and public utilities	989	944	924	907	908	892	2,349	2,381	2,459	2,506	2,505	2,535
27	Wholesale trade	581	594	597	613	623	628	1,809	1,861	1,889	1,927	1,956	1,965
28	Retail trade	1,398	1,414	1,429	1,462	1,456	1,478	3,437	3,490	3,642	3,624	3,615	3,677
29	Finance, insurance, and real estate	603	624	635	641	677	693	2,342	2,415	2,435	2,465	2,503	2,559
30	Services	3,036	3,066	3,116	3,152	3,157	3,211	8,585	8,692	8,882	8,985	9,323	9,490
31	Government and government enterprises	2,166	2,203	2,213	2,234	2,231	2,263	5,236	5,442	5,442	5,412	5,473	5,558
32	Federal, civilian	535	534	526	533	552	554	1,318	1,321	1,317	1,324	1,365	1,375
33	Military	150	149	150	150	153	151	258	254	254	251	252	251
34	State and local	1,481	1,521	1,537	1,550	1,527	1,557	3,662	3,746	3,871	3,837	3,857	3,932

^r Preliminary.^p Revised.

1. The estimates of earnings for 1997-98 are based on the 1987 Standard Industrial Classification.

2. Personal contributions for social insurance are included in earnings by type and by industry, but they are excluded from personal income.

3. The adjustment for residence is the net inflow of the earnings of interarea commuters. For the United States, it consists of adjustments for border workers and for certain temporary and migratory workers: Wage and salary

disbursements to U.S. residents commuting or working temporarily outside U.S. borders less wage and salary disbursements to foreign residents commuting or working temporarily inside U.S. borders.

4. Rental income of persons includes the capital consumption adjustment.

and Earnings by Industry, 1997:I-1998:II¹—Continued
adjusted at annual rates]

Wyoming				Far West								Alaska				Line		
1997				1998				1997				1998						
I ^r	II ^r	III ^r	IV ^r	I ^r	II ^r	I ^r	II ^r	III ^r	IV ^r	I ^r	II ^r	I ^r	II ^r	III ^r	IV ^r	I ^r	II ^r	
10,734	10,787	10,905	10,965	11,081	11,183	1,138,403	1,156,030	1,171,168	1,183,167	1,208,014	1,224,097	14,986	15,229	15,230	15,352	15,750	15,936	1
10,623	10,676	10,793	10,857	10,973	11,068	1,129,644	1,147,066	1,162,189	1,174,663	1,200,010	1,215,647	14,974	15,217	15,219	15,342	15,740	15,926	2
110	111	112	108	108	115	8,759	8,965	8,978	8,504	8,004	8,450	11	11	11	10	10	10	3
7,230	7,267	7,379	7,426	7,507	7,583	814,494	831,099	844,898	855,772	879,072	893,131	11,812	12,030	11,970	12,076	12,463	12,619	4
504	505	512	514	521	525	55,469	56,469	57,255	57,891	59,834	60,729	845	861	857	864	896	906	5
-20	-19	-19	-18	-17	-17	-2,182	-2,252	-2,288	-2,327	-2,409	-2,454	-774	-790	-786	-795	-820	-831	6
6,705	6,744	6,848	6,894	6,969	7,041	756,814	772,378	785,354	795,554	816,829	829,947	10,193	10,379	10,327	10,417	10,747	10,883	7
2,311	2,315	2,320	2,324	2,333	2,352	205,052	206,515	207,836	208,632	209,316	211,141	1,937	1,939	1,942	1,944	1,950	1,965	8
1,718	1,737	1,747	1,747	1,778	1,790	176,537	177,138	177,977	178,980	181,870	183,010	2,855	2,911	2,961	2,982	3,053	3,089	9
31	29	26	26	28	28	4,318	4,085	4,040	4,156	4,248	4,343	95	96	97	97	103	120	10
1,687	1,699	1,711	1,721	1,751	1,762	172,219	173,053	173,937	174,824	177,622	178,667	2,760	2,814	2,864	2,900	2,950	2,968	11
5,630	5,651	5,741	5,785	5,838	5,889	640,955	654,929	666,392	676,197	696,280	707,808	9,496	9,675	9,613	9,708	10,023	10,151	12
553	549	549	547	549	551	63,489	64,143	64,624	64,846	66,500	67,247	981	986	982	983	1,015	1,022	13
1,047	1,067	1,088	1,095	1,120	1,143	110,050	112,027	113,881	114,729	116,292	118,076	1,335	1,356	1,375	1,385	1,425	1,446	14
35	34	34	29	27	31	3,395	3,617	3,667	3,238	2,605	2,833	8	8	8	7	6	6	15
1,012	1,034	1,054	1,066	1,093	1,112	106,654	108,410	110,214	111,491	113,687	115,243	1,327	1,352	1,367	1,378	1,419	1,440	16
110	111	112	108	108	115	8,759	8,965	8,978	8,504	8,004	8,450	11	11	11	10	10	10	17
7,119	7,157	7,267	7,318	7,399	7,467	805,735	822,134	835,919	847,269	871,067	884,680	11,801	12,019	11,959	12,065	12,453	12,609	18
5,494	5,525	5,622	5,681	5,734	5,793	679,698	695,903	708,736	719,271	740,632	752,693	8,165	8,391	8,405	8,529	8,801	8,936	19
51	52	55	55	57	59	8,004	8,396	8,480	8,547	8,785	9,044	192	206	199	203	208	215	20
1,123	1,153	1,148	1,186	1,162	1,155	4,168	4,269	4,320	4,320	4,201	4,090	850	893	889	887	920	913	21
547	583	602	597	632	655	47,127	48,137	48,850	49,509	51,080	52,263	895	913	909	909	1,010	1,035	22
394	404	406	407	417	418	123,403	126,376	130,482	132,947	135,006	136,235	616	615	575	584	623	591	23
160	165	162	168	167	166	87,048	89,204	92,968	95,052	96,852	97,887	191	187	189	194	174	166	24
234	238	241	239	250	252	36,355	37,172	37,514	37,895	38,154	38,348	426	428	386	391	449	426	25
683	668	667	667	659	658	53,018	54,231	55,446	56,073	57,742	58,181	1,164	1,225	1,274	1,318	1,334	1,372	26
250	260	262	268	271	272	49,491	50,616	51,677	52,359	53,703	54,709	345	354	353	355	370	373	27
739	742	743	748	768	780	76,074	77,348	78,007	79,011	81,416	83,051	1,143	1,164	1,175	1,198	1,229	1,228	28
351	332	328	326	323	330	62,117	63,973	65,491	67,036	69,720	72,003	451	475	476	488	479	499	29
1,356	1,332	1,414	1,427	1,444	1,466	256,295	262,558	266,083	269,469	278,978	283,115	2,508	2,546	2,554	2,569	2,657	2,709	30
1,625	1,632	1,644	1,637	1,665	1,675	126,037	126,231	127,183	127,997	130,435	131,998	3,636	3,628	3,553	3,536	3,652	3,673	31
291	295	295	293	296	303	20,482	20,369	20,089	20,114	20,355	20,386	857	847	842	829	841	851	32
133	133	132	132	135	134	10,411	10,303	10,263	10,109	10,277	10,183	623	613	617	618	633	634	33
1,202	1,203	1,218	1,213	1,235	1,238	95,144	95,559	96,831	97,775	99,803	101,418	2,156	2,168	2,095	2,090	2,178	2,188	34

Nevada				Oregon								Washington				Line		
1997				1998				1997				1998						
I ^r	II ^r	III ^r	IV ^r	I ^r	II ^r	I ^r	II ^r	III ^r	IV ^r	I ^r	II ^r	I ^r	II ^r	III ^r	IV ^r	I ^r	II ^r	
43,660	44,297	44,670	45,470	46,152	47,069	76,524	77,276	78,275	79,090	80,253	81,420	144,753	147,465	148,960	151,549	153,722	155,029	1
43,610	44,246	44,618	45,420	46,102	47,016	75,931	76,681	77,681	78,506	79,664	80,811	143,622	146,325	147,824	150,448	152,649	153,910	2
50	51	52	50	50	53	592	595	594	584	589	609	1,131	1,140	1,137	1,101	1,073	1,119	3
32,477	33,051	33,337	34,137	34,674	35,490	55,172	55,845	56,806	57,554	58,469	59,513	102,841	105,335	106,502	108,862	110,653	111,613	4
1,941	1,978	1,995	2,044	2,082	2,130	4,003	4,045	4,111	4,158	4,240	4,314	7,427	7,592	7,654	7,815	7,991	8,039	5
-634	-644	-643	-664	-666	-685	-1,519	-1,523	-1,560	-1,569	-1,586	-1,628	1,552	1,552	1,586	1,582	1,612	1,657	6
29,902	30,429	30,699	31,430	31,926	32,676	49,650	50,728	51,136	51,827	52,643	53,571	96,965	99,293	100,435	102,628	104,274	105,231	7
7,746	7,771	7,795	7,806	7,868	7,980	14,082	14,214	14,332	14,402	14,469	14,609	25,348	25,652	25,921	26,085	26,190	26,423	8
6,013	6,097	6,176	6,234	6,358	6,412	12,791	12,785	12,807	12,861	13,140	13,240	22,439	22,519	22,605	22,836	23,257	23,375	9
148	157	163	164	168	179	407	384	378	385	432	445	774	713	655	753	807	787	10
5,865	5,941	6,012	6,071	6,189	6,234	12,385	12,401	12,476	12,476	12,708	12,795	21,665	21,806	21,950	22,083	22,450	22,588	11
26,627	27,138	27,359	28,070	28,492	29,188	43,993	44,542	45,348	45,983	46,718	47,607	82,634	84,750	85,676	87,759	89,399	90,072	12
2,274	2,295	2,285	2,316	2,342	2,386	4,518	4,509	4,547	4,557	4,613	4,679	7,869	7,967	7,978	8,091	8,152	8,218	13
3,575	3,618	3,693	3,751	3,841	3,915	6,661	6,794	6,912	7,014	7,139	7,227	12,338	12,618	12,849	13,012	13,101	13,323	14
8	9	8	6	5	6	107	111	113	107	100	101	359	372	375	346	299	313	15
3,567	3,609	3,685	3,745	3,835	3,910	6,555	6,682	6,798	6,907	7,039	7,126	11,979	12,246	12,474	12,666	12,802	13,010	16
50	51	52	50	50	53	592	595	594	584	589	609	1,131	1,140	1,137	1,101	1,073	1,119	17
32,477	33,000	33,285	34,087	34,624	35,437	54,580	55,250	56,212	56,970	57,881	58,904	101,710	104,195	105,365	107,761	109,580	110,494	18
28,281	28,804	29,018	29,778	30,211	30,924	46,663	47,281	48,189	48,807	49,616	50,540	84,266	86,681	87,653	90,155	91,910	92,675	19
186	188	197	211	216	226	459	476	484	504	510	529	954	1,046	1,060	1,077	1,003	1,024	20
831	861	837	850	810	789	81	84	84	88	82	79	207	214	217	219	176	174	21
3,852	3,819	3,861	3,924	3,992	4,133	4,198	4,330	4,364	4,437	4,439	4,456	6,828	6,917	6,990	7,166	6,836	7,037	22
1,538	1,552	1,590	1,629	1,682	1,747	10,803	10,679	11,151	11,151	11,450	11,735	17,177	17,812	18,340	19,138	18,514	19,295	23
1,019	1,019	1,038	1,068	1,108	1,158	8,495	8,318	8,577	8,741	9,020	9,275	12,838	13,433	13,945	14,681	14,191	14,886	24
519	533	552	561	574	589	2,308	2,361	2,385	2,410	2,429	2,461	4,339	4,380	4,395	4,458	4,323	4,409	25
1,837	1,942	1,911	1,975	1,985	2,006	3,534	3,495	3,635	3,633	3,629	3,679	7,632	7,642	7,729	7,742			